

A photograph of the California State Capitol dome, featuring a large black dome with a white base and columns, set against a blue sky with some clouds. The image is framed by a white curved border at the bottom.

Community Corrections in California:

A Report on the 2014-2016 Inspection Cycle

Fiscal Years 2014-2015 and 2015-2016 Legislative Report
Pursuant to Penal Code 6031.2



COMMUNITY CORRECTIONS IN CALIFORNIA

A REPORT ON THE 2014-2016 INSPECTION CYCLE

Report to the Legislature

April 2017

Board of State and Community Corrections
2590 Venture Oaks Way, Suite 200
Sacramento, CA 95833
<http://www.bscc.ca.gov>

BOARD OF STATE AND COMMUNITY CORRECTIONS

EXECUTIVE DIRECTOR **Kathleen Howard**

BOARD

Chair, Board of State and Community Corrections **Linda M. Penner**

Secretary, Department of Corrections and Rehabilitation **Scott Kernan**

Director (A), Division of Adult Parole Operations **Jeffrey Green**
Department of Corrections and Rehabilitation

County Sheriff **Dean Growdon**
Local Detention Facility: Jail rated capacity of 200 or less inmates Lassen County

County Sheriff **Geoff Dean**
Local Detention Facility: Jail rated capacity of over 200 inmates Ventura County

County Supervisor or County Administrative Officer **Leticia Perez**
Kern County

Chief Probation Officer **Michelle Brown**
County population over 200,000 San Bernardino County

Chief Probation Officer **Michael Ertola**
County population under 200,000 Nevada County

Judge (retired) **Ramona Garrett**
Solano County

Chief of Police (retired) **David Bejarano**
Chula Vista

Community Provider **Scott Budnick**
Rehabilitative treatment/services for adult offenders Anti-Recidivism Coalition

Community Provider/Advocate **David Steinhart**
Expertise in effective programs, policies, and Commonweal - Juvenile Justice Program
treatment of at-risk youth and juvenile offenders

Public Member **Francine Tournour**
City of Sacramento Office of Public Safety Accountability

COMMUNITY CORRECTIONS IN CALIFORNIA
A REPORT ON THE 2014-2016 BIENNIAL INSPECTION CYCLE

TABLE OF CONTENTS

INTRODUCTION..... 3

SECTION I 4

Adult Community Corrections Facilities Biennial Inspections..... 4

SECTION II 5

Standards and Training for Corrections: Procedures and Monitoring 5

SECTION III 13

The Jail Profile Survey 13

SECTION IV 13

Detention System Capital and Operating Expenses 13

Appendices 15

INTRODUCTION

Penal Code 6031.2 requires The Board of State and Community Corrections to submit, by the end of even-numbered years, reports to the Legislature showing results of its biennial community corrections facility inspections.

Penal Code [6031.2](#) states:

The Board of Corrections (now the BSCC) shall file with the Legislature on December 30, in each even-numbered year, reports to the Legislature which shall include information on all of the following:

(a) Inspection of those local detention facilities that have not complied with the minimum standards established pursuant to Section 6030. The reports shall specify those areas in which the facility has failed to comply and the estimated cost to the facility necessary to accomplish compliance with the minimum standards.

(b) Information regarding the progress and effectiveness of the standards and training program contained in Sections 6035 to 6037, inclusive.

(c) Status of funds expended, interest earned, actions implementing the prerequisites for funding, any reallocations of funds pursuant to Sections 4497.04 to 4497.16, inclusive, and a complete listing of funds allocated to each county.

(d) Inmate accounting system data to be maintained on an annual basis by the sheriff, chief of police, or other official in charge of operating the adult detention system in a county or city, including all of the following:

(1) Average daily population of sentenced and un-sentenced prisoners classified according to gender and juvenile status.

(2) Jail admissions of sentenced and un-sentenced prisoners, booking charge, date and time of booking, date and time of release, and operating expenses.

(3) Detention system capital and operating expenses.

(Amended by Stats. 1996, Ch. 805, Sec. 5. Effective January 1, 1997.)

This report, covering Fiscal Years 2014-2016, is an overview of the 459 county jails that make up California's adult community corrections system, including:

- Compliance status of each facility with Title 15 and Title 24 Regulations;
- Effectiveness of corrections officer training through the BSCC Standards and Training for Corrections (STC) Division.

- Demographics of the populations that have been locally incarcerated.

Penal Code section 6031.2 (a) requires that this report include the estimated cost to bring non-compliant facilities up to the state's minimum standards. This information is not collected and would be speculative, so it is not included in this report. In addition, 6031.2 (c) is a reference to a construction bond program that expired in 1988 so it therefore will not be included in this report.

SECTION I

Adult Community Corrections Facilities Biennial Inspections

The BSCC is responsible for the inspection of 459 adult local corrections facilities and inspects each within a two-year cycle. The facilities are inspected for compliance with Title 15 and Title 24 regulations. Title 15 regulations outline minimum standards for administration and operation of the facilities, medical and mental health care, nutritional quality of food, and environmental standards (cleanliness). Title 24 regulations set minimum standards for design and construction.

BSCC Field Representatives visit each facility to conduct a pre-inspection briefing that outlines for administrators the expectations for the inspection, including a reminder of previous deficiencies, any changes in regulations, and requirements for review of documentation of applicable jail operations. The pre-inspection briefing is designed to facilitate the process and ensure compliance with standards. The on-site inspection occurs later and includes: interviews with facility staff and inmates; review of applicable policies and documentation of facility procedures such as grievances and safety checks; and a walk-through of the physical plant. Following the inspection, BSCC staff informs officials of any compliance issues and works with facility staff to develop a corrective action plan, if necessary. This final phase of the inspection includes a detailed report, follow-up visits and technical assistance to ensure continued compliance.

The most frequently noted deficiencies during the FY 2014-FY2016 Biennial Inspection Cycle occurred in the following areas:

- Physical plant issues generally associated with crowded conditions or outmoded facilities.
- Inadequate staffing levels that result in late mandated safety checks on offenders.
- Lack of fire-suppression planning.
- Sobering cells: generally for use as general housing cells.

Figure 1

Article	Number of Instances of Non-Compliance
Physical Plant	126
Training, Personnel & Management	84
Medical and Mental Health Services	24
Classification & Segregation	24
Food	33
Inmate Programs & Services	3
Inmate Clothing and Personal Hygiene	3
Facility Sanitation & Safety	5
Discipline	2

Appendix A provides a county-by-county summary of compliance issues.

It's important to note that a facility might be out of compliance with only one element of a regulation and not each aspect of a regulation. While all inspections were completed by the end of the last fiscal year, which is within the biennial timeframe, as of December 30, 2016 some facilities are still within the window to complete corrective actions so those compliance statuses are not included in this report.

SECTION II

Standards and Training for Corrections

Penal Code Sections 6030, 6035, 6036 and 6040 require the BSCC to establish selection and training standards for local corrections personnel and to assist in offsetting the costs to local agencies by providing statewide subvention from the Corrections Training Fund (CTF). The BSCC carries out these responsibilities through the Standards and Training for Corrections (STC) Program. This section summarizes program participation, activities and compliance with STC standards.

Program Participation

Participation in the STC Program is voluntary and is open to any local corrections agency that employs adult corrections officers (ACOs), juvenile corrections officers (JCOs), and/or probation officers (POs). This includes sheriff's departments, probation departments, police departments that operate a jail, or county correctional agencies.

Local agencies that choose to participate in the STC Program receive a wide variety of benefits. These include:

- **Funding** – Participating agencies receive funding administered by STC to apply toward their selection and training costs.
- **Selection and Training Standards** – Participating agencies receive access to validated selection and training tools designed specifically for the community corrections job and made available at little or no cost. These standards also provide legal defensibility in the event of litigation.
- **Course Certification System** – Participating agencies have access to a catalog of corrections training courses that have been certified to a professional standard of quality.
- **STC-Delivered Training** – Participating agencies have access to training designed and delivered free of charge to support their training programs.
- **Technical Assistance and Support** – Participating agencies are assigned an STC Field Representative to provide on-going program review and support.

During FY 2014/2015 156 local agencies participated in the STC Program, including all county probation departments and sheriff’s departments/departments of corrections that operate a jail. In FY 2015/2016 the number of participating agencies was 161.

Figure 2 shows a breakdown of agencies that participate in the program.

Figure 2

Participating Agencies	Fiscal Year 2014/15	Fiscal Year 2015/16
Probation Departments	59*	59*
Sheriff’s Departments	55**	54**
Police Departments	40	39
Juvenile Facilities (other than probation departments)	0	0
Departments of Corrections	3	3

*San Francisco has an adult and a juvenile probation department

**Alpine County does not operate a jail and Sierra County’s jail closed in 15/16

Figure 3 shows the number of local corrections staff trained through the STC Program during FY 2014/2015 and 2015/2016.

Figure 3

Number of Budgeted and STC-Eligible Positions

Positions	Fiscal Year 2014/15	Fiscal Year 2015/16
Adult Corrections Officers (ACO)	15,642	12,540
Juvenile Corrections Officers (JCO)	6,948	9,627
Probation Officers (PO)	6,895	7,075
Supervisors	3,317	3,408
Managers	976	993
Administrators	256	252
Total	34,034	33,895

Selection and Training Standards

The STC program standardizes the selection and training of local corrections staff across the state. This standardization results in a skilled and flexible statewide corrections workforce and significant cost savings. The BSCC sets standards in accordance with Federal Uniform Guidelines on Employee Selection Procedures, which is the professional and legal standard for selection practices. By following these procedures, the BSCC ensures the job relevance of each standard. Establishing job relevance ensures that the community corrections workforce is selected and trained appropriately, and provides legal protection for local agencies in the event of a legal challenge to the standard. The statewide standards also achieve cost savings by eliminating the need for each county to develop its own selection and training standards. It also facilitates the movement of corrections professionals between counties by establishing a community standard and eliminating the need to conduct duplicative selection assessments and training.

The BSCC's selection standards include:

1. a minimum of 18 years of age prior to appointment;
2. competence in oral communication as demonstrated by an interview;
3. passing a background investigation conducted by the agency;
4. ability to perform essential job functions as demonstrated by meeting guidelines for vision, hearing, and medical screening;
5. achieving a passing score on a written selection examination;
6. successful completion of entry-level core training; and,
7. successful completion of an on-the-job probationary period.

Written Selection Examination

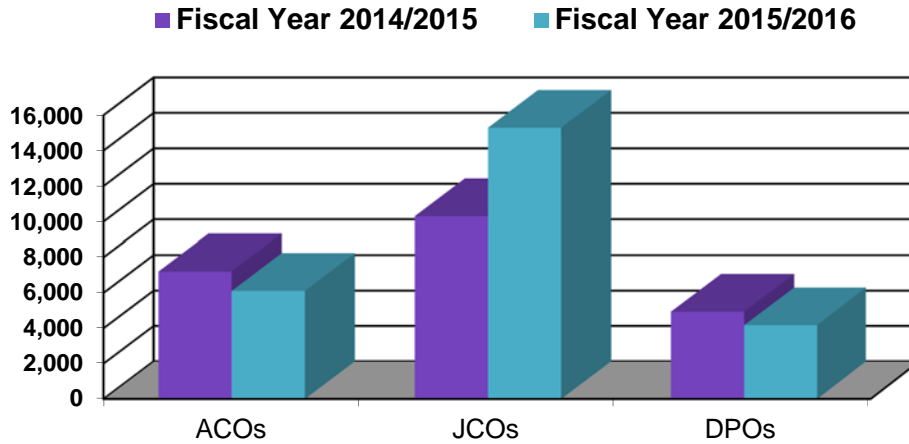
As part of the BSCC's role in setting selection standards for local corrections personnel, the STC Program provides validated written selection examinations for the ACO, JCO, and PO classifications. The written selection examination measures basic abilities and characteristics for successful job performance. Providing the selection examinations offers a significant benefit to counties and cities in that test development is expensive, time consuming, and requires a large sample size and highly technical staff to complete such an endeavor.

While the regulations allow participating agencies to utilize an alternative selection examination, 138 agencies used the BSCC selection examination in FY 2014/2015 and 139 used it in FY 2015/2016. The alternative examination most frequently used is the Peace Officer Standards and Training (POST) examination because correctional staff can be hired as sheriff's deputies or police officers.

During FY 2014/2015 and 2015/2016, STC provided administrative oversight of 48,032 written selection examinations to local job candidates. Figure 3 shows statewide use of the BSCC's selection examinations in those years.

Figure 4

Selection Examination Usage



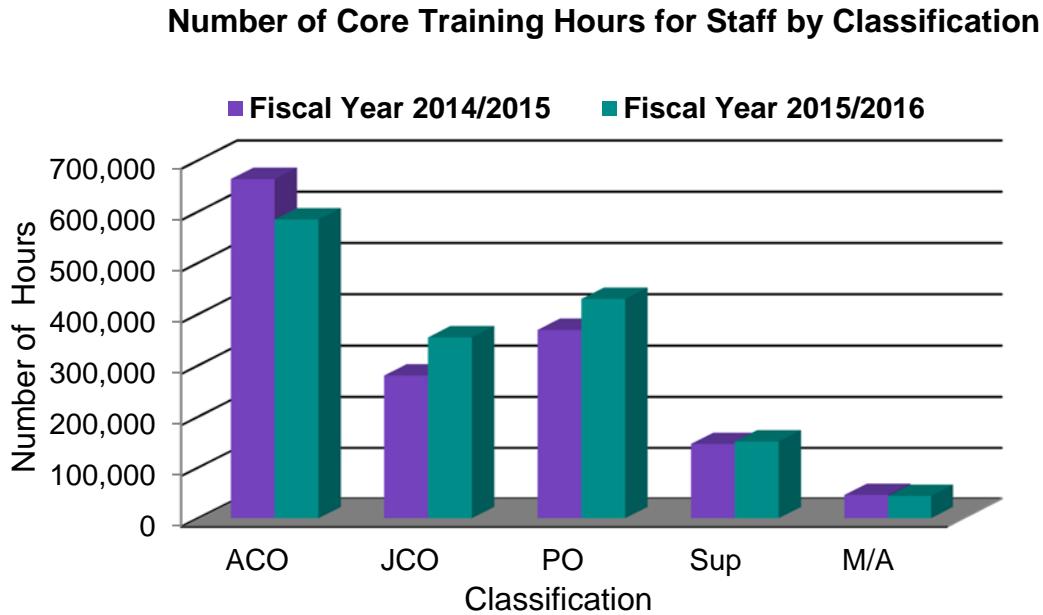
Training Standards

Pursuant to the selection standards, each newly hired or promoted local corrections professional must successfully complete a core training course within the first year of job assignment. Although the specific duties and responsibilities of these personnel may differ from one agency to another and from one assignment to another in the same jurisdiction, the core training course addresses the activities or tasks performed by the majority of local corrections workers throughout the state, regardless of the location, size, or budget of the employing agency. The core training requirements include prescribed learning objectives, instructional hours, and testing methods.

Once entry-level skills are mastered through the core-training curriculum, local corrections employees move on to develop journey-level skills through annual training. These courses provide in-depth coverage of topics that enhance skills and update employees on changes in their specific job assignments. The BSCC’s standard requires that all corrections personnel (line staff through top management) complete a prescribed number of training hours each year, from 24 to 40 hours (depending on job classification).

Figure 5 shows the minimum number of training hours that correctional staff received training FY 2014/2015 and 2015/2016. This is the minimum number of hours required by the STC program. Oftentimes, participating agencies exceed these minimum training hours. The graph is sorted by classification: ACO, JCO, PO, supervisor (Sup), and manager/administrator (M/A).

Figure 5



Course Certification and Monitoring System

To support its training standards and the delivery of quality training, STC administers an electronic training certification system that provides local agencies with a large library of job-relevant courses offered by private training providers, colleges, and other local corrections agencies. Local corrections agencies can search STC’s course catalog and calendar to identify courses of interest as well as scheduled presentation dates and locations.

The quality of training is assessed through evaluations and course monitoring. Each course is also subject to on-site monitoring by STC as a tool to ensure training quality and to provide technical assistance when needed. Only courses that are STC certified can be used to meet the BSCC’s core and annual training standards. Approximately 5,000 training courses are certified by STC each year.

Program Review

Corrections agencies that choose to participate in the STC Program agree to meet the program standards. STC monitors agency compliance with those standards annually, and provides on-going program support and technical assistance in support of local training efforts. An STC Field Representative is assigned to each participating agency to work with them throughout the year to meet their training goals. At the conclusion of each year, participating agencies and STC staff conduct a comprehensive review of the plan to determine the agency’s progress with meeting the selection and training standards.

During the year-end comprehensive review of the training progress, agencies are found to be in full compliance or out of compliance. When the regulations have not been met, it is often due to circumstances beyond the control of the individual agency, such as medical leave. In these cases, STC staff makes a recommendation to the BSCC for a finding of full compliance in recognition of the mitigating and approved circumstances. Figure 6 shows the compliance status of agencies for FY 2014/2015 and 2015/2016.

Figure 6

Compliance Status

	In Compliance	Out of Compliance	Total Participating Agencies
Fiscal Year 2014/15	149 Agencies	7 Agencies	156 Agencies
Fiscal Year 2015/16	155 Agencies	6 Agencies	161 Agencies

Technical Assistance and Training

STC Field Representatives work with participating agencies throughout the year to provide technical assistance in support of local training programs and to help them meet training standards. Technical assistance can range from assessing the appropriateness of a particular training intervention to helping craft action plans intended to improve standards compliance. It also includes providing training to support quality training programs delivered at the local level.

In recent years, there has been an increase in the development and delivery of in-house training within agencies. In response, STC increased the number of courses that it offers and expanded its course catalog to meet the emerging needs of agency training programs. STC presented a 20-hour Instructor Development Course (IDC) on twelve occasions during FY 2014/2015 and on eleven occasions during FY 2015/2016.

STC also continues to present IDCs specifically designed for core course instructors. Additional training that STC provides to local agencies includes:

- new training managers course;
- lesson plan development; and
- test administration;

The purpose of these courses is to provide training professionals with foundational skills required to design and deliver quality training.

Special Projects

STC Program Improvement Project Overview

In Fiscal Year 2012/2013, the STC Division completed a comprehensive assessment of its regulations, policies and procedures to determine how the program could best meet the training needs of local corrections agencies. Under the direction of an Executive Steering Committee (ESC), informed by a stakeholder survey, and approved by the Board, numerous policy changes, regulation revisions, and short term program improvement strategies were adopted. In addition, the ESC made several recommendations for longer term program improvements including reviewing and revising the program standards, streamlining records and processes through a Learning Management System (LMS), and expanding the technical assistance, training and consulting services offered to local agencies.

In FY 2012/13, the STC Division began the Local Selection and Training Standards (LSATS) Project to conduct a comprehensive assessment and revision of its selection and training standards. The LSATS project is a multi-year endeavor which includes the following components:

- **Job Analysis** – An analysis of the Adult Corrections Officer, Juvenile Corrections Officer and Probation Officer jobs to determine how they have changed over time and as a result of Realignment. The analysis was completed in 2015 and identified the tasks that are performed by these positions and the knowledge, skills and abilities that are necessary for successful job performance. The job analysis serves as the foundation for subsequent changes to selection and training standards.
- **How the Jobs Have Changed** – This study was completed in 2015 and focused on how the ACO, JCO and PO jobs as well as the supervisory and managerial jobs for those positions have changed over time and since Realignment. This study provides the ability to identify new training needs.
- **Agency Specific Job Analysis Results** – Each agency that participated in the job analysis questionnaire received a report that compared the agency's responses with the statewide findings as a tool for identifying their agency specific training needs.

- **Updated Core Training** – The core training curriculum and requirements for the ACO, JCO, PO, Supervisory and Manager jobs is currently being updated to reflect the findings of the job analysis. The updated core training standards are expected to be completed in Fall 2017.
- **Updated Selection Examination** – A single and updated entry-level written selection examination for the ACO, JCO and PO positions is currently being piloted and is expected to be completed in 2018.

SECTION III

The Jail Profile Survey

Since 1996 the BSCC has collected information on adults in the custody of community corrections facilities using the Jail Profile Survey (JPS). (Appendix B) The survey relies on jail administrators to input local data into BSCC's web-based portal. BSCC staff reviews the data for inconsistencies that could mean errors in reporting and follows up with the counties to correct data if necessary.

Only Type II and III facilities are surveyed through the JPS. Type II facilities house offenders that are pending arraignment, awaiting trial, in trial, or sentenced locally. Type III facilities hold inmates that are serving sentences locally.

The results of the Calendar Year 2015 Adult Jail Profile Survey Results required by Penal Code 6031.2 (d)(1) are as follows:

Average Daily Population: 73,678 (of those 46,344 – or 64 percent -- were non-sentenced)

- 88 percent of non-sentenced inmates are male
- 12 percent of non-sentenced inmates are female
- 85 percent of sentenced inmates are male
- 15 percent of sentenced inmates are female

The BSCC does not collect data on booking charges, date and time of booking, and date and time of release that is requested for inclusion under PC 6031.2 (d)(2), so it is not included in this report.

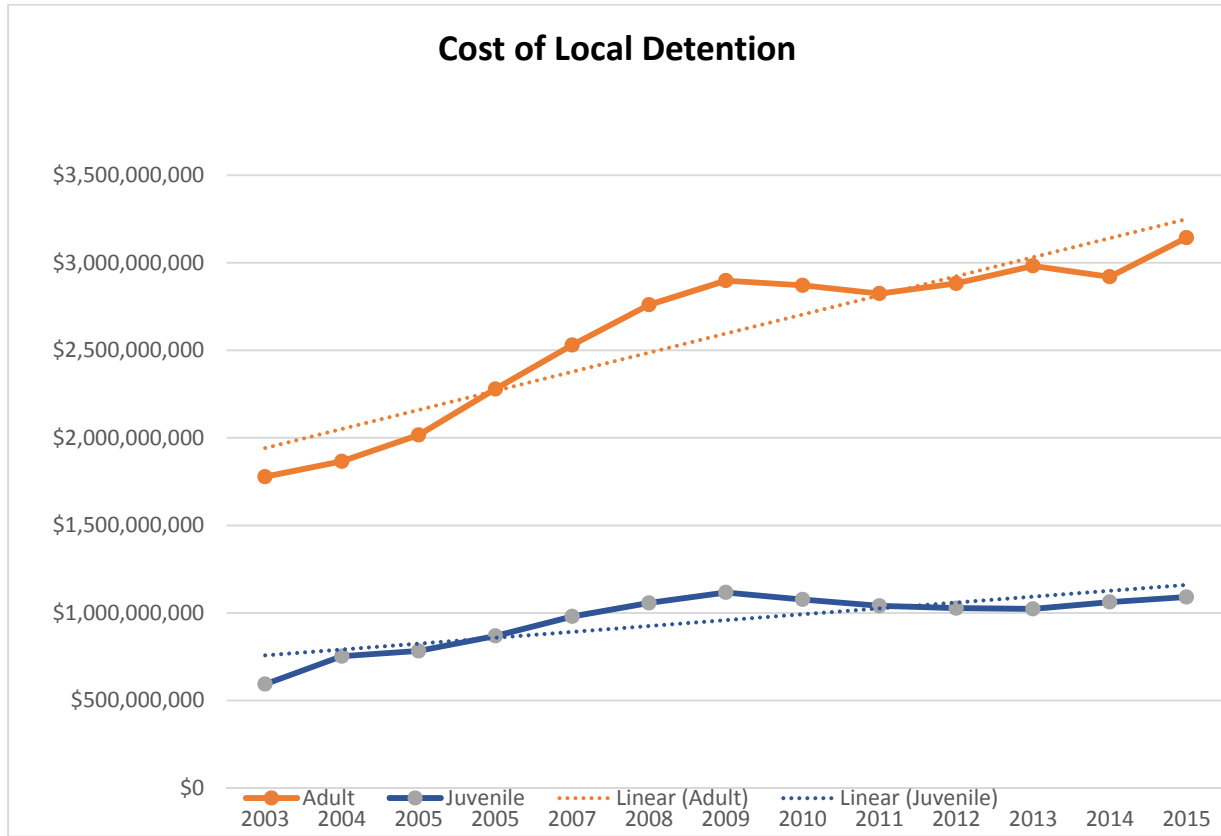
SECTION IV

Detention System Capital and Operating Expenses

The California State Controller's Office keeps records of community corrections facility capital and operational costs. The costs of safely operating and adequately staffing local detention facilities have increased in recent years. The most recent data is from FY 2015.

Figure 7 shows the cost of local adult detention from FY 2003 to FY 2015. The most recent cumulative local adult detention cost available, for FY 2015, is \$4.234 billion. This is up by \$1.151 billion from the previous year.

Figure 7



Source: All County Data, State Controller’s Office
 Datasets of Counties Reported Annual Expenditures
<https://bythenumbers.sco.ca.gov/browse/>

APPENDICES

Appendix A: Adult Detention Facilities Noncompliance Report: 2014-2016 Inspection Cycle

Appendix B: Jail Profile - 2015 4th Quarter Survey Results

Appendix C: Full List of Title 15 and Title 24 Minimum Standards

* A full list of Title 15 and Title 24 Minimum Standards is Located in Appendix C

County	Facility Name	Facility Type	Standard*	Article
Alameda	Glen Dyer Jail	II	1210	MMH Services
		II	1248	Food
Alameda	Santa Rita Jail	II	1248	Food
		II	2.8	Physical Plant 470A
		II	3.4	Physical Plant 470A
Amador	Amador County Jail	II	1056	Classification & Segregation
		II	2.9	Physical Plant 470A
		II	3.4	Physical Plant 470A
Contra Costa	Martinez Detention Facility	II	1245	Food
Contra Costa	West County Detention Facility	II	1245	Food
Del Norte	Del Norte County Jail	II	1027	Training, Personnel & Management
		II	1206	MMH Services
		II	1207.5	MMH Services
		II	1210	MMH Services
Del Norte	Del Norte County Courthouse	II	1245	Food
		CH	1024	Training, Personnel & Management
El Dorado	South Lake Tahoe Jail	II	1245	Food
		II	3.6	Physical Plant 470A
El Dorado	El Dorado Courthouse	CH	2.22	Physical Plant 470A
Fresno	Fresno South Annex Jail	II	8227	Physical Plant 470A
		II	2.8	Physical Plant 470A
		II	2.9	Physical Plant 470A
		II	3.1	Physical Plant 470A
		II	3.2	Physical Plant 470A
		II	3.4	Physical Plant 470A
Fresno	Fresno County Main Jail	II	1027	Training, Personnel & Management
Fresno	B.F. Sisk Court Facility	CH	1032	Training, Personnel & Management
Fresno	Clovis Police Department	THJ	1046	Records & Public Information
Fresno	Coalinga Police Dept	THJ	1024	Training, Personnel & Management
		THJ	1027	Training, Personnel & Management
		THJ	1028	Training, Personnel & Management
Fresno	Firebaugh Police Dept.	THJ	1024	Training, Personnel & Management
		THJ	1027	Training, Personnel & Management
		THJ	1028	Training, Personnel & Management
Fresno	Huron Police Holding Facility	THJ	1024	Training, Personnel & Management
		THJ	1028	Training, Personnel & Management
Fresno	Fresno Superior Court Holding	CH	1032	Training, Personnel & Management
Fresno	North Annex Court Holding	CH	1032	Training, Personnel & Management
Glenn	Glenn Co Adult Detention Fac	II	1206	MMH Services
		II	1245	Food
Glenn	Humboldt County Court Facility	CH	1024	Training, Personnel & Management
Imperial	Imperial Adult Regional Fac.	II	1027	Training, Personnel & Management
		II	1029	Training, Personnel & Management
		II	2.9	Physical Plant 470A
Imperial	Herbert Hughes Corr. Center	II	1027	Training, Personnel & Management
Imperial	El Centro Court Holding	CH	2.2	Physical Plant 470A
		CH	3.12	Physical Plant 470A
Imperial	Calexico City Jail	THJ	1032	Training, Personnel & Management
Kern	Lerdo Pre-Trial Facility	II	1027	Training, Personnel & Management
Kern	Lerdo Minimum Facility	II	2.8	Physical Plant 470A
		II	2.9	Physical Plant 470A
Kern	Arvin City Jail	THJ	1020	Training, Personnel & Management
		THJ	1024	Training, Personnel & Management
		THJ	1027	Training, Personnel & Management

* A full list of Title 15 and Title 24 Minimum Standards is Located in Appendix C

County	Facility Name	Facility Type	Standard*	Article
Kern	Taft Court Holding	CH	2.22	Physical Plant 470A
		CH	3.12	Physical Plant 470A
Kern	Tehachapi PD	THJ	2.22	Physical Plant 470A
Kings	Kings County Jail Facility	II	1058	Classification & Segregation
		II	1063	Inmate Programs & Services
		II	1083	Discipline
		II	2.6	Physical Plant 470A
		II	2.7	Physical Plant 470A
		II	2.9	Physical Plant 470A
		II	3.1	Physical Plant 470A
Lake	Lake County Jail- Hill Road Facility	II	2.6	Physical Plant 470A
		II	2.8	Physical Plant 470A
		II	2.9	Physical Plant 470A
		II	3.1	Physical Plant 470A
Lassen	Lassen Adult Detention Facility	II	1027	Training, Personnel & Management
		II	1055	Classification & Segregation
		II	2.5	Physical Plant 470A
Lassen	Lassen Courthouse	CH	1027	Training, Personnel & Management
Los Angeles	LA Men's Central Jail	II	1208	MMH Services
		II	1242	Food
		II	1245	Food
		II	2.8	Physical Plant 470A
		II	3.4	Physical Plant 470A
		II	8227	Physical Plant 470A
Los Angeles	LA Twin Towers Corr. Facility	II	1216	MMH Services
		II	1242	Food
		II	1245	Food
		II	1267	Inmate Clothing and Personal Hygiene
		II	2.5	Physical Plant 470A
		II	2.8	Physical Plant 470A
		II	2.9	Physical Plant 470A
		II	3.4	Physical Plant 470A
Los Angeles	L A Inmate Reception Center	II	1032	Training, Personnel & Management
		II	1205	MMH Services
		II	1243	Food
		II	1280	Facility Sanitation & Safety
Los Angeles	LA North County Corr. Facility	II	1032	Training, Personnel & Management
		II	1216	MMH Services
		II	1243	Food
		II	1245	Food
		II	1280	Facility Sanitation & Safety
		II	2.8	Physical Plant 470A
		II	2.9	Physical Plant 470A
		II	3.4	Physical Plant 470A
Los Angeles	LA Pitchess East Facility	II	1242	Food
		II	2.8	Physical Plant 470A
		II	3.4	Physical Plant 470A
Los Angeles	LA Pitchess South (No. Annex)	II	1242	Food
		II	1245	Food
		II	2.8	Physical Plant 470A
		II	2.9	Physical Plant 470A
Los Angeles	LA Pitchess North Facility	II	3.4	Physical Plant 470A
		II	8229	Physical Plant 470A

* A full list of Title 15 and Title 24 Minimum Standards is Located in Appendix C

County	Facility Name	Facility Type	Standard*	Article
Los Angeles	LA Century Reg. Det. Facility	II	1216	MMH Services
		II	2.8	Physical Plant 470A
		II	2.9	Physical Plant 470A
		II	3.4	Physical Plant 470A
Los Angeles	LASD South (Athens) Sheriff's Station	IJ	1027	Training, Personnel & Management
Los Angeles	LASD Avalon Station	IJ	1027	Training, Personnel & Management
Los Angeles	LASD Carson Station	IJ	1027	Training, Personnel & Management
		IJ	1243	Food
		IJ	1280	Facility Sanitation & Safety
Los Angeles	LASD Industry Station	IJ	1027	Training, Personnel & Management
Los Angeles	LASD Crescenta Valley Station	IJ	1243	Food
		IJ	1245	Food
		IJ	1267	Inmate Clothing and Personal Hygiene
Los Angeles	LASD East LA Station	IJ	1027	Training, Personnel & Management
		IJ	1032	Training, Personnel & Management
		IJ	1243	Food
		IJ	1245	Food
Los Angeles	LASD Lakewood Station	IJ	1027	Training, Personnel & Management
		IJ	1211	MMH Services
		IJ	1280	Facility Sanitation & Safety
Los Angeles	LASD Lost Hills Station	IJ	1243	Food
Los Angeles	LASD Norwalk Station	IJ	1027	Training, Personnel & Management
Los Angeles	LASD Palmdale Station	IJ	1056	Classification & Segregation
Los Angeles	LASD Pico Rivera Station	IJ	1027	Training, Personnel & Management
		IJ	1056	Classification & Segregation
		IJ	207.1(d)	Welfare & Institutions Code
Los Angeles	LASD San Dimas Station-New	IJ	1027	Training, Personnel & Management
Los Angeles	LASD Santa Clarita Station	IJ	1027	Training, Personnel & Management
		IJ	1056	Classification & Segregation
		IJ	1243	Food
Los Angeles	LASD Temple City Station	IJ	1027	Training, Personnel & Management
		IJ	1056	Classification & Segregation
Los Angeles	LASD Walnut Station	IJ	1027	Training, Personnel & Management
Los Angeles	LASD West Hollywood Station	IJ	1027	Training, Personnel & Management
		IJ	1032	Training, Personnel & Management
		IJ	1056	Classification & Segregation
		IJ	1243	Food
Los Angeles	LASD Edelman Children's Ct.	CH	1280	Facility Sanitation & Safety
		CH	2.22	Physical Plant 470A
Los Angeles	LASD Lancaster Station	IJ	1027	Training, Personnel & Management
		IJ	1267	Inmate Clothing and Personal Hygiene
Los Angeles	Bell City Jail	IJ	1028	Training, Personnel & Management
		IJ	1046	Records & Public Information
Los Angeles	Bell Gardens Police Department	IJ	1021	Training, Personnel & Management
Los Angeles	Burbank Police Facility	IJ	1021	Training, Personnel & Management
Los Angeles	Covina City Jail	IJ	1024	Training, Personnel & Management
		IJ	1028	Training, Personnel & Management
Los Angeles	El Segundo City Jail	IJ	1029	Training, Personnel & Management
		IJ	1032	Training, Personnel & Management
		IJ	1046	Records & Public Information
		IJ	1062	Inmate Programs & Services
		IJ	2.5	Physical Plant 470A

* A full list of Title 15 and Title 24 Minimum Standards is Located in Appendix C

County	Facility Name	Facility Type	Standard*	Article
Los Angeles	Hawthorne City Jail	IJ	1243	Food
		IJ	3.5	Physical Plant 470A
Los Angeles	Hermosa Beach City Jail	IJ	1243	Food
Los Angeles	L.A. Airport Police	THJ	1032	Training, Personnel & Management
Madera	Madera Adult Correctional Fac	II	1027	Training, Personnel & Management
		II	1055	Classification & Segregation
Madera	Chowchilla Police Department	THJ	1024	Training, Personnel & Management
		THJ	1027	Training, Personnel & Management
Madera	Oakhurst Sheriff's Substation	THJ	2.22	Physical Plant 470A
Marin	Sausalito PD Temporary Holding	TH	1024	Training, Personnel & Management
Mendocino	Mendocino Adult Det. Facility	II	2.6	Physical Plant 470A
		II	2.8	Physical Plant 470A
		II	2.9	Physical Plant 470A
		II	3.5	Physical Plant 470A
		II	8227	Physical Plant 470A
Mendocino	Fort Bragg Justice Center	THJ	1024	Training, Personnel & Management
Mendocino	John Latorraca Correctional Center	II	2.10	Physical Plant 470A
Modoc	Modoc County Jail	II	1027	Training, Personnel & Management
		II	1032	Training, Personnel & Management
		II	2.6	Physical Plant 470A
		II	2.8	Physical Plant 470A
		II	2.9	Physical Plant 470A
Modoc	Modoc County Court holding	CH	1032	Training, Personnel & Management
Monterey	Monterey County Jail	II	1056	Classification & Segregation
		II	2.5	Physical Plant 470A
		II	2.6	Physical Plant 470A
		II	2.8	Physical Plant 470A
Monterey	Monterey County Rehabilitation	II	2.8	Physical Plant 470A
Monterey	Soledad Police Department	THJ	1027	Training, Personnel & Management
Monterey	King City Jail	THJ	1027	Training, Personnel & Management
Napa	Napa County Jail	II	2.5	Physical Plant 470A
Orange	Orange County Mens Jail	II	2.8	Physical Plant 470A
Orange	Intake Release Center	II	2.6	Physical Plant 470A
Orange	Orange County Women's Jail	II	2.8	Physical Plant 470A
Orange	James A Musick Facilities	II	2.8	Physical Plant 470A
		II	2.9	Physical Plant 470A
Orange	Theo Lacy	II	2.6	Physical Plant 470A
		II	2.7	Physical Plant 470A
		II	2.8	Physical Plant 470A
		II	2.9	Physical Plant 470A
Orange	Anaheim City Jail	IJ	1055	Classification & Segregation
		IJ	1056	Classification & Segregation
		IJ	2.2	Physical Plant 470A
Orange	Santa Ana Police Facility	II	1056	Classification & Segregation
Placer	Placer County Main Jail	II	1230	MMH Services
Placer	Tahoe City Jail	I	1220	MMH Services
		I	1245	Food
Plumas	Plumas County Jail	II	1027	Training, Personnel & Management
		II	1029	Training, Personnel & Management
		II	1056	Classification & Segregation
		II	1058	Classification & Segregation
		II	1245	Food
Riverside	Robert Presley Detention Ctr.	II	2.4	Physical Plant 470A
		II	3.9	Physical Plant 470A

* A full list of Title 15 and Title 24 Minimum Standards is Located in Appendix C

County	Facility Name	Facility Type	Standard*	Article
Riverside	Larry D. Smith Correctional Facility	II	2.8	Physical Plant 470A
		II	2.9	Physical Plant 470A
		II	3.4	Physical Plant 470A
Riverside	Southwest Detention Center	II	2.8	Physical Plant 470A
		II	2.9	Physical Plant 470A
		II	3.4	Physical Plant 470A
Riverside	Blythe Jail	II	2.8	Physical Plant 470A
		II	2.9	Physical Plant 470A
		II	3.4	Physical Plant 470A
Riverside	Family Law Courts	CH	2.22	Physical Plant 470A
Riverside	Indio Jail	II	2.8	Physical Plant 470A
		II	2.9	Physical Plant 470A
		II	3.11	Physical Plant 470A
		II	3.4	Physical Plant 470A
Riverside	Cathedral City Police Dept.	THJ	1024	Training, Personnel & Management
		THJ	207.1(d)	Welfare & Institutions Code
Riverside	Corona City Jail	IJ	207.1(d)	Welfare & Institutions Code
Riverside	Palm Springs City Jail	THJ	207.1(d)	Welfare & Institutions Code
Riverside	Desert Hot Springs Police Dept	THJ	1024	Training, Personnel & Management
		THJ	1027	Training, Personnel & Management
		THJ	1028	Training, Personnel & Management
		THJ	2.22	Physical Plant 470A
San Benito	San Benito Adult Detention	II	1056	Classification & Segregation
		II	2.8	Physical Plant 470A
		II	2.9	Physical Plant 470A
San Bernardino	San Bernardino Central Detention Center	II	8227	Physical Plant 470A
San Diego	San Diego Central Jail	II	2.2	Physical Plant 470A
		II	2.7	Physical Plant 470A
San Diego	South Bay Detention Facility	II	2.7	Physical Plant 470A
San Diego	George Bailey Detention Facility	II	2.7	Physical Plant 470A
		II	2.8	Physical Plant 470A
		II	2.9	Physical Plant 470A
		II	3.1	Physical Plant 470A
		II	3.2	Physical Plant 470A
San Diego	Coronado Police Department	THJ	1027	Training, Personnel & Management
San Francisco	San Francisco County Jail #2	II	1025	Training, Personnel & Management
San Francisco	San Francisco Co Jail #1	TH	1025	Training, Personnel & Management
San Francisco	San Francisco County Jail #4	II	1025	Training, Personnel & Management
		II	2.6	Physical Plant 470A
San Francisco	San Francisco Co. Jail #5	II	1025	Training, Personnel & Management
San Francisco	San Francisco County Jail #6	II	1055	Classification & Segregation
		II	1057	Classification & Segregation
		II	1209	MMH Services
		II	1217	MMH Services
San Joaquin	San Joaquin County Honor Farm	II	2.8	Physical Plant 470A
San Joaquin	Escalon Police Department	THJ	1024	Training, Personnel & Management
San Joaquin	Tracy Police Department	THJ	1032	Training, Personnel & Management
San Luis Obispo	San Luis Obispo County Jail	II	1056	Classification & Segregation
		II	1204	MMH Services
		II	1205	MMH Services
		II	1206	MMH Services
		II	1214	MMH Services
		II	1217	MMH Services
II	3.5	Physical Plant 470A		

* A full list of Title 15 and Title 24 Minimum Standards is Located in Appendix C

County	Facility Name	Facility Type	Standard*	Article
San Mateo	Maguire Correctional Facility	II	1065	Inmate Programs & Services
		II	2.6	Physical Plant 470A
		II	2.9	Physical Plant 470A
		II	8227	Physical Plant 470A
San Mateo	San Bruno Police Department	THJ	207.1(d)	Welfare & Institutions Code
San Mateo	So San Francisco Police Dept.	THJ	1032	Training, Personnel & Management
San Mateo	San Mateo Police Department	THJ	207.1(d)	Welfare & Institutions Code
San Mateo	Pacifica Police Department	THJ	1027	Training, Personnel & Management
		THJ	1029	Training, Personnel & Management
		THJ	1032	Training, Personnel & Management
		THJ	1046	Records & Public Information
Santa Barbara	Santa Barbara County Main Jail	II	1056	Classification & Segregation
		II	2.8	Physical Plant 470A
		II	2.9	Physical Plant 470A
		II	8227	Physical Plant 470A
Santa Barbara	Santa Barbara Superior CH	CH	1032	Training, Personnel & Management
Santa Barbara	Medium Security Facility	II	2.8	Physical Plant 470A
Santa Barbara	Lompoc Court Holding Facility	CH	1032	Training, Personnel & Management
Santa Barbara	Santa Maria Superior Court Holding Facility	CH	1032	Training, Personnel & Management
Santa Clara	Santa Clara County Main Jail	II	3.11	Physical Plant 470A
Santa Clara	San Jose Police Department	TH	2.2	Physical Plant 470A
		TH	2.22	Physical Plant 470A
		TH	3.1	Physical Plant 470A
		TH	3.3	Physical Plant 470A
		TH	3.6	Physical Plant 470A
Santa Cruz	Santa Cruz County Jail	II	2.9	Physical Plant 470A
		II	3.1	Physical Plant 470A
		II	3.4	Physical Plant 470A
Solano	Claybank Facility	II	2.6	Physical Plant 470A
		II	2.7	Physical Plant 470A
		II	2.8	Physical Plant 470A
		II	3.11	Physical Plant 470A
Solano	Solano Co. Justice Center Cts	CHJ	2.2	Physical Plant 470A
Stanislaus	Stanislaus County Men's Jail	II	2.6	Physical Plant 470A
Sutter	Sutter County Jail	II	1027	Training, Personnel & Management
		II	1056	Classification & Segregation
Trinity	Trinity Co. Detention Facility	II	1027	Training, Personnel & Management
		II	1056	Classification & Segregation
		II	2.6	Physical Plant 470A
		II	8227	Physical Plant 470A
Tulare	Dinuba Police Department	TH	1024	Training, Personnel & Management
Tulare	Porterville Police Department	THJ	1046	Records & Public Information
Tuolumne	Tuolumne County Jail	II	1056	Classification & Segregation
		II	8227	Physical Plant 470A
Ventura	Ventura County Main Jail	II	1216	MMH Services
		II	2.9	Physical Plant 470A
Ventura	Todd Road Jail	II	2.9	Physical Plant 470A
Ventura	Ventura JJ Center Court	CH	1024	Training, Personnel & Management
Yolo	Monroe Detention Center	II	1241	Food
		II	1243	Food
		II	1248	Food
		II	2.6	Physical Plant 470A

* A full list of Title 15 and Title 24 Minimum Standards is Located in Appendix C

County	Facility Name	Facility Type	Standard*	Article
Yolo	Leinberger Center	II	1241	Food
		II	1243	Food
		II	1248	Food
		II	2.8	Physical Plant 470A
Yuba	Yuba County Jail	II	1055	Classification & Segregation
		II	1200	MMH Services

EXPLANATION OF RESULTS

The following pages contain the Jail Profile Survey (JPS) results for the Fourth Quarter of Calendar Year 2015. Page 2 contains the quarterly totals based upon the monthly and quarterly data submitted to us by the participating jurisdictions. The information below provides explanations and clarifications of the data presented.

Page 2

- Unless otherwise noted, projected totals are based upon the average per day for the variable in question. For example, there was an average of 73,891 inmates per day in local jails (excluding Type I's) during October through December 2015.
- For some variables (other than "ADP"), we did not receive complete data from all jurisdictions. In such instances, we used statistical procedures to estimate the statewide total.
- The number of "Bookings Per Month" is the average of the monthly totals for October, November, and December 2015.
- For the following variables, the numbers presented are the totals as of the mid-quarter (i.e., November 15, 2015): "Pretrial Release", "Early Release", "2 Strike Inmates", "3 Strike Inmates", "Felony Warrants", "Misdemeanor Warrants", "Juveniles in Custody", and "Criminal / Illegal Aliens [undocumented aliens]".
- "Assaults On Staff" are defined as the total number of serious inmate assaults on staff (resulting in a crime report), statewide, during the Fourth Quarter of Calendar Year 2015.
- Note: Totals are subject to slight variation due to rounding.

Please note:

- **Proposition 47** was voted into law on November 4, 2014, reducing penalties for certain low-level drug and property crimes from felony to misdemeanor.
- Each quarter, every county with Type II, III, and IV detention facilities submits their data to the BSCC. While we make every effort to review data for accuracy, including contacting individual counties for clarification, the BSCC cannot be responsible for data reporting errors made at the county level. This survey results report presents county data at the specific point in time in which it was posted (June 24, 2016). However, upon request of the county, data can be updated as needed.
- The JPS Quarterly Report has been published on the BSCC website in its current form since 2004. As of the Second Quarter 2015 JPS data posting, historical graphs and comments will no longer be included within the report. In an effort to create a better experience for users, the historical graphs will be transitioned over into our Tableau Public Dashboard, "Jail Population Trends." (http://www.bscc.ca.gov/m_data&research.php). By transitioning into the use of our existing Jail Population Trends Dashboard, users will see newly added visualizations that mimic those graphs previously featured in the Quarterly Report. These summary graphs include statewide data for particular JPS variables (i.e. Average Daily Population, Non-Sentenced & Sentenced ADP, etc), without jurisdiction exclusions seen in other dashboard tabs. Users can control these statewide graphs and exclude/include specific counties to create custom visualizations. The source data for these visualizations is the same data found in the JPS Online Querying tool (<https://app.bscc.ca.gov/joq/jps/QuerySelection.asp>).

BOARD OF STATE AND COMMUNITY CORRECTIONS JAIL PROFILE SURVEY

Reporting Period: October to December, 2015

County Jail Populations

ADP ^a	73,891 ^b
Holding Areas	1,165
Average "Under the Roof" ^c	75,056 ^d
Highest One Day Count	78,388 ^e

Special Use Beds

Medical Beds	1,210
Mental Health Beds	2,654

County Jail Populations

Felony	62,459
Misdemeanor	11,432
Total	73,891
Non-Sentenced Males	41,231
Non-Sentenced Females	5,677
Sentenced Males	22,956
Sentenced Females	4,027
Total	73,891
Maximum Security Inmates	22,660
Medium Security Inmates	32,250
Minimum Security Inmates	18,981
Total	73,891

Released Per Month Due to Lack of Space

Pretrial Release	6,053 ^f
Early Release	2,809 ^f
Total	8,862

Inmates with 2 and 3 Strikes

2 Strike Inmates	4,696 ^g
3 Strike Inmates	1,139 ^g
Total	5,835

Unservd Warrants

Felony Warrants	265,713 ^g
Misdemeanor Warrants	1,440,202 ^g
Total	1,705,915

Inmates From Other Jurisdictions

Housed on Federal Contract	2,948
Housed on Contract with CDC	10
From Other Counties on Contract	208
Awaiting Transport	1,501
Total	4,667

Other Jail Profile Survey Variables

Bookings Per Month	73,670 ^f
Juveniles in Custody	0 ^f
Criminal / Illegal Aliens	6,196
Assaults On Staff	403

- a. The Average Daily Population for all jurisdictions (excluding Type I's) does not include inmates in holding areas.
- b. Unless otherwise indicated, the numbers reported are the average across the days in the quarter.
- c. "Under the Roof" is the sum of the Average Daily Population plus the average daily number of inmates in Holding Areas.
- d. Totals may not be the exact sum of the subtotals due to rounding.
- e. The sum of all Highest One Day inmate population counts from all jurisdictions.
- f. These data are collected on a monthly basis, this figure is an average of the total numbers collected each month during this quarter.
- g. These data are one-day snapshots collected at the end of the quarter.

Jail Profile Survey

2015

Average Daily Population

10 Year Summary									
2005	2006	2007	2008	2009	2010	2011	2012	2013	2014
79,705	81,104	83,184	82,397	80,865	73,444	71,015	77,818	81,818	81,551

Quarterly Results

	Q1	Q2	Q3	Q4	Average
2014	82,527	83,121	82,923	77,673	81,551
2015	72,884	73,489	74,429	73,891	73,678

Non-sentenced ADP

10 Year Summary									
2005	2006	2007	2008	2009	2010	2011	2012	2013	2014
53,357	54,585	56,571	56,232	54,589	52,059	49,705	48,975	51,296	50,806

Quarterly Results

	Q1	Q2	Q3	Q4	Average
2014	51,488	51,763	51,865	48,132	50,806
2015	45,419	46,044	46,981	46,907	46,344

Sentenced ADP

10 Year Summary									
2005	2006	2007	2008	2009	2010	2011	2012	2013	2014
26,347	26,519	26,613	26,165	26,277	21,385	21,310	28,844	30,522	30,746

Quarterly Results

	Q1	Q2	Q3	Q4	Average
2014	31,039	31,358	31,058	29,541	30,746
2015	27,465	27,445	27,447	26,984	27,334

Jail Profile Survey

2015

Percentage Non-sentenced

10 Year Summary									
2005	2006	2007	2008	2009	2010	2011	2012	2013	2014
67%	67%	68%	68%	68%	71%	70%	63%	63%	62%

Quarterly Results

	Q1	Q2	Q3	Q4	Average
2014	62%	62%	63%	62%	62%
2015	62%	63%	63%	63%	63%

Average Number of Persons Booked Per Month

10 Year Summary									
2005	2006	2007	2008	2009	2010	2011	2012	2013	2014
107,120	106,868	108,238	107,086	101,223	96,460	88,614	87,560	86,718	86,855

Quarterly Results

	Q1	Q2	Q3	Q4	Average
2014	86,375	91,107	91,525	78,449	86,855
2015	79,774	80,791	82,262	73,670	79,116

Average Length Of Stay

10 Year Summary									
2005	2006	2007	2008	2009	2010	2011	2012	2013	2014
20.5	22.5	21.4	19.4	20.0	17.9	17.5	21.3	22.1	21.6

Quarterly Results

	Q1	Q2	Q3	Q4	Average
2014	22.1	22.0	20.5	22.0	21.6
2015	21.3	21.7	20.8	22.8	21.7

Average Daily Population

Non-sentenced / Sentenced Male / Female

California County Jails - For Months Of October - December 2015

Jurisdiction	Non-sentenced						Sentenced						Total
	Male		Female		Total		Male		Female		Total		
	#	%	#	%	#	%	#	%	#	%	#	%	
1. Alameda Sheriff's Dept.	2,104	92%	192	8%	2,296	86%	324	87%	48	13%	372	14%	2,667
2. Amador Sheriff's Dept.	42	83%	9	17%	51	56%	32	81%	8	19%	40	44%	91
3. Butte Sheriff's Dept.	298	86%	48	14%	346	59%	204	85%	35	15%	239	41%	585
4. Calaveras Sheriff's Dept.	40	79%	10	21%	50	54%	31	72%	12	28%	42	46%	93
5. Colusa Sheriff's Dept.	48	90%	6	10%	54	62%	28	84%	5	16%	34	38%	88
6. Contra Costa Sheriff's Dept.	945	86%	148	14%	1,093	77%	279	88%	39	12%	318	23%	1,411
7. Del Norte Sheriff's Dept.	42	82%	9	18%	51	55%	34	82%	8	18%	42	45%	93
8. El Dorado Sheriff's Dept.	174	84%	34	16%	209	53%	155	82%	33	18%	188	47%	397
9. Fresno Sheriff's Dept.	1,572	89%	192	11%	1,764	67%	723	85%	128	15%	851	33%	2,616
10. Glenn Sheriff's Dept.	40	76%	12	24%	52	55%	35	81%	8	19%	43	45%	95
11. Humboldt Sheriff's Dept.	196	87%	30	13%	226	68%	95	89%	12	11%	106	32%	332
12. Imperial Sheriff's Dept.	276	88%	39	12%	315	61%	180	89%	22	11%	202	39%	517
13. Inyo Sheriff's Dept.	22	88%	3	12%	25	38%	31	76%	10	24%	41	62%	66
14. Kern Sheriff's Dept.	1,316	89%	158	11%	1,474	62%	768	85%	132	15%	900	38%	2,375
15. Kings Sheriff's Dept.	384	86%	64	14%	448	94%	21	71%	9	29%	29	6%	477
16. Lake Sheriff's Dept.	135	87%	21	13%	156	55%	103	82%	23	18%	125	45%	281
17. Lassen Sheriff's Dept.	38	83%	8	17%	46	48%	38	76%	12	24%	50	52%	96
18. Los Angeles Sheriff's Dept.	8,103	88%	1,138	12%	9,241	57%	6,074	86%	983	14%	7,056	43%	16,297
19. Madera Corrections Dept.	254	87%	38	13%	293	79%	67	86%	11	14%	78	21%	371
20. Marin Sheriff's Dept.	174	85%	32	15%	206	73%	63	84%	12	16%	75	27%	281
21. Mariposa Sheriff's Dept.	22	81%	5	19%	27	59%	16	89%	2	11%	18	41%	45
22. Mendocino Sheriff's Dept.	148	86%	23	14%	172	58%	103	82%	23	18%	126	42%	298
23. Merced Sheriff's Dept.	603	90%	66	10%	669	94%	39	93%	3	7%	42	6%	711
24. Modoc Sheriff's Dept.	8	72%	3	28%	11	46%	10	84%	2	16%	12	54%	23
25. Mono Sheriff's Dept.	11	94%	1	6%	12	51%	9	77%	3	23%	12	49%	24
26. Monterey Sheriff's Dept.	536	89%	66	11%	601	64%	290	85%	52	15%	342	36%	943
27. Napa Corrections Dept.	104	89%	13	11%	116	73%	39	90%	4	10%	44	27%	160
28. Nevada Sheriff's Dept.	134	80%	34	20%	167	74%	47	83%	10	17%	57	26%	225
29. Orange Sheriff's Dept.	2,726	89%	342	11%	3,068	52%	2,421	86%	397	14%	2,818	48%	5,886
30. Placer Sheriff's Dept.	392	90%	45	10%	437	67%	166	76%	52	24%	218	33%	654
31. Plumas Sheriff's Dept.	29	77%	9	23%	38	71%	12	75%	4	25%	16	29%	54
32. Riverside Sheriff's Dept.	2,099	90%	244	10%	2,343	63%	1,186	86%	186	14%	1,372	37%	3,715
33. Sacramento Sheriff's Dept.	1,759	90%	189	10%	1,949	49%	1,812	89%	225	11%	2,037	51%	3,986
34. San Benito Sheriff's Dept.	88	88%	12	12%	100	76%	25	80%	6	20%	31	24%	131
35. San Bernardino Sheriff's Dept.	3,539	86%	574	14%	4,113	79%	851	80%	213	20%	1,064	21%	5,176

Average Daily Population

Non-sentenced / Sentenced Male / Female

California County Jails - For Months Of October - December 2015

Jurisdiction	Non-sentenced						Sentenced						Total
	Male		Female		Total		Male		Female		Total		
	#	%	#	%	#	%	#	%	#	%	#	%	
36 . San Diego Sheriff's Dept.	2,238	85%	400	15%	2,638	51%	2,088	83%	421	17%	2,509	49%	5,147
37 . San Diego Work Furlough	17	89%	2	11%	19	8%	135	64%	76	36%	210	92%	229
38 . San Francisco Sheriff's Dept.	952	91%	97	9%	1,049	85%	168	91%	17	9%	184	15%	1,233
39 . San Joaquin Sheriff's Dept.	784	90%	90	10%	874	70%	317	85%	58	15%	375	30%	1,249
40 . San Luis Obispo Sheriff's Dept	219	88%	31	12%	250	48%	230	85%	41	15%	271	52%	521
41 . San Mateo Sheriff's Dept.	495	89%	61	11%	556	62%	295	86%	48	14%	342	38%	898
42 . Santa Ana Police Dept.	247	77%	74	23%	320	100%	0	0%	0	0%	0	0%	320
43 . Santa Barbara Sheriff's Dept.	615	87%	92	13%	707	73%	220	86%	37	14%	257	27%	964
44 . Santa Clara Corrections Dept.	2,311	89%	292	11%	2,603	73%	807	85%	146	15%	953	27%	3,556
45 . Santa Cruz Sheriff's Dept.	229	84%	44	16%	273	72%	93	87%	14	13%	107	28%	380
46 . Shasta Sheriff's Dept.	213	85%	39	15%	251	77%	61	84%	12	16%	73	23%	324
47 . Siskiyou Sheriff's Dept.	82	90%	9	10%	91	90%	10	100%	0	0%	10	10%	102
48 . Solano Sheriff's Dept.	645	88%	92	12%	737	79%	165	86%	26	14%	191	21%	929
49 . Sonoma Sheriff's Dept.	479	86%	77	14%	556	54%	386	83%	79	17%	465	46%	1,021
50 . Stanislaus Sheriff's Dept.	733	91%	72	9%	806	71%	282	85%	49	15%	331	29%	1,136
51 . Sutter Sheriff's Dept.	134	81%	31	19%	165	70%	55	77%	16	23%	71	30%	236
52 . Tehama Sheriff's Dept.	88	85%	16	15%	104	54%	73	81%	17	19%	90	46%	194
53 . Trinity Sheriff's Dept.	38	86%	6	14%	44	78%	11	84%	2	16%	13	22%	56
54 . Tulare Sheriff's Dept.	790	87%	116	13%	906	59%	543	85%	97	15%	640	41%	1,546
55 . Tuolumne Sheriff's Dept.	82	75%	27	25%	109	76%	27	78%	8	22%	35	24%	144
56 . Ventura Sheriff's Dept.	901	87%	131	13%	1,032	62%	527	84%	104	16%	631	38%	1,663
57 . Yolo Sheriff's Dept.	236	88%	32	12%	269	71%	94	86%	15	14%	108	29%	377
58 . Yuba Sheriff's Dept.	299	91%	31	9%	330	82%	57	79%	15	21%	72	18%	402
Statewide	41,230	88%	5,677	12%	46,907	63%	22,956	85%	4,027	15%	26,984	37%	73,890

Jail Populations: Quarter 4, 2014 Versus Quarter 4, 2015

Jurisdiction	Qtr 4, 2014	Qtr 4, 2015	Qtr 4, 2015 Minus Qtr 4, 2014	Qtr 4, 2014 To Qtr 4, 2015 % +/-	% of Total Increase or Decrease	Cum %	Cum Total
Santa Barbara Sheriff's Dept.	877	964	87	9.9%	26.8%	26.77%	87
Solano Sheriff's Dept.	900	929	29	3.2%	8.9%	35.69%	116
Humboldt Sheriff's Dept.	307	332	25	8.1%	7.7%	43.38%	141
Placer Sheriff's Dept.	633	654	21	3.3%	6.5%	49.85%	162
San Francisco Sheriff's Dept.	1,215	1,233	18	1.5%	5.5%	55.38%	180
Yuba Sheriff's Dept.	385	402	17	4.4%	5.2%	60.62%	197
Marin Sheriff's Dept.	268	281	13	4.9%	4.0%	64.62%	210
Sutter Sheriff's Dept.	224	237	13	5.8%	4.0%	68.62%	223
Contra Costa Sheriff's Dept.	1,401	1,411	10	0.7%	3.1%	71.69%	233
Plumas Sheriff's Dept.	45	55	10	22.2%	3.1%	74.77%	243
Santa Ana Police Dept.	310	320	10	3.2%	3.1%	77.85%	253
Calaveras Sheriff's Dept.	83	92	9	10.8%	2.8%	80.62%	262
Tehama Sheriff's Dept.	186	195	9	4.8%	2.8%	83.38%	271
Butte Sheriff's Dept.	577	585	8	1.4%	2.5%	85.85%	279
Colusa Sheriff's Dept.	80	88	8	10.0%	2.5%	88.31%	287
Ventura Sheriff's Dept.	1,656	1,663	7	0.4%	2.2%	90.46%	294
Imperial Sheriff's Dept.	513	518	5	1.0%	1.5%	92.00%	299
Nevada Sheriff's Dept.	219	224	5	2.3%	1.5%	93.54%	304
Trinity Sheriff's Dept.	52	57	5	9.6%	1.5%	95.08%	309
Mariposa Sheriff's Dept.	42	46	4	9.5%	1.2%	96.31%	313
Siskiyou Sheriff's Dept.	99	102	3	3.0%	0.9%	97.23%	316
Tuolumne Sheriff's Dept.	141	144	3	2.1%	0.9%	98.15%	319
El Dorado Sheriff's Dept.	393	396	3	0.8%	0.9%	99.08%	322
Inyo Sheriff's Dept.	66	67	1	1.5%	0.3%	99.38%	323
Amador Sheriff's Dept.	89	90	1	1.1%	0.3%	99.69%	324
Mendocino Sheriff's Dept.	296	297	1	0.3%	0.3%	100.00%	325
Del Norte Sheriff's Dept.	93	93	0	0.0%	0.0%	100.00%	325
Mono Sheriff's Dept.	24	24	0	0.0%	0.0%	100.00%	325
San Benito Sheriff's Dept.	134	131	-3	-2.2%	0.1%	0.07%	-3
Sierra Sheriff's Dept.	4		-4	-100.0%	0.1%	0.17%	-7
Lassen Sheriff's Dept.	101	97	-4	-4.0%	0.1%	0.27%	-11
Modoc Sheriff's Dept.	28	22	-6	-21.4%	0.1%	0.41%	-17
Shasta Sheriff's Dept.	332	324	-8	-2.4%	0.2%	0.61%	-25
Glenn Sheriff's Dept.	104	95	-9	-8.7%	0.2%	0.83%	-34
San Mateo Sheriff's Dept.	912	898	-14	-1.5%	0.3%	1.17%	-48
Napa Corrections Dept.	177	161	-16	-9.0%	0.4%	1.56%	-64
Stanislaus Sheriff's Dept.	1,161	1,136	-25	-2.2%	0.6%	2.17%	-89
Lake Sheriff's Dept.	307	281	-26	-8.5%	0.6%	2.80%	-115
Santa Cruz Sheriff's Dept.	417	381	-36	-8.6%	0.9%	3.67%	-151
Yolo Sheriff's Dept.	417	377	-40	-9.6%	1.0%	4.65%	-191
Sonoma Sheriff's Dept.	1,063	1,021	-42	-4.0%	1.0%	5.67%	-233
Monterey Sheriff's Dept.	988	943	-45	-4.6%	1.1%	6.77%	-278
Ventura Work Furlough	62		-62	-100.0%	1.5%	8.27%	-340
Kings Sheriff's Dept.	542	477	-65	-12.0%	1.6%	9.86%	-405
Madera Corrections Dept.	437	371	-66	-15.1%	1.6%	11.46%	-471
San Luis Obispo Sheriff's Dept.	603	521	-82	-13.6%	2.0%	13.46%	-553
San Joaquin Sheriff's Dept.	1,348	1,249	-99	-7.3%	2.4%	15.87%	-652
Fresno Sheriff's Dept.	2,728	2,616	-112	-4.1%	2.7%	18.59%	-764
Sacramento Sheriff's Dept.	4,099	3,986	-113	-2.8%	2.8%	21.34%	-877
Tulare Sheriff's Dept.	1,663	1,546	-117	-7.0%	2.8%	24.19%	-994
Merced Sheriff's Dept.	840	711	-129	-15.4%	3.1%	27.33%	-1,123
San Diego Work Furlough	370	229	-141	-38.1%	3.4%	30.76%	-1,264
Kern Sheriff's Dept.	2,537	2,374	-163	-6.4%	4.0%	34.73%	-1,427
Riverside Sheriff's Dept.	3,917	3,715	-202	-5.2%	4.9%	39.64%	-1,629
San Diego Sheriff's Dept.	5,402	5,147	-255	-4.7%	6.2%	45.85%	-1,884
San Bernardino Sheriff's Dept.	5,440	5,176	-264	-4.9%	6.4%	52.28%	-2,148
Orange Sheriff's Dept.	6,151	5,886	-265	-4.3%	6.4%	58.72%	-2,413
Alameda Sheriff's Dept.	3,021	2,667	-354	-11.7%	8.6%	67.34%	-2,767
Santa Clara Corrections Dept.	3,925	3,557	-368	-9.4%	9.0%	76.30%	-3,135
Los Angeles Sheriff's Dept.	17,272	16,298	-974	-5.6%	23.7%	100.00%	-4,109
	77,676	73,892	-3,784	Note: Totals subject to slight variation due to rounding			
	Total Increase:		325				
	Total Decrease:		-4,109				

INTERPRETATION OF TABLE

Jail Populations: Fourth Quarter Calendar Year 2014 versus Fourth Quarter Calendar Year 2015 (page 5)

This table:

- summarizes the Average Daily Population (ADP) results for the 60 jurisdictions in California reporting data from Type II, III, and IV jails;
- summarizes jurisdiction ADP results for the most recent quarter (third column from left);
- compares jurisdiction ADP for the most recent quarter with the same quarter last year (second column from left);
- ranks the jurisdictions in terms of gains or losses in ADP from high to low (fourth column from left);
- lists the percentage of growth or decline in ADP for each jurisdiction (fifth column from left);
- lists the percentage of the overall state increase or decrease in ADP that is represented by each jurisdiction (sixth column from left);
- lists by jurisdiction the cumulative percentage increase and decrease in the state ADP (seventh column from left), starting with the jurisdiction with the largest percentage of increase and proceeding to the jurisdiction with the largest percentage of decrease;
- lists by jurisdiction the cumulative total increase and decrease in the state ADP (eighth column from left), starting with the jurisdiction with the highest increase first and proceeding to the jurisdiction with the highest decrease last; and,
- lists the jurisdictions that experienced decreases in their ADP as shaded.

Some important conclusions from this table are:

1. The two numbers at the bottom indicate the "Total Increase" in ADP (in this case 325) and "Total Decrease" in ADP (-4,109). Specifically, the jurisdictions experiencing increases had a total increase of 325 ADP, and the jurisdictions experiencing decreases had a total decrease of -4,109 ADP. Subtracting -4,109 from 325 produces the overall decrease of -3,784 between the Fourth Quarter of Calendar Year 2014 and the Fourth Quarter of Calendar Year 2015.
2. The Santa Barbara's Sheriff's Department's ADP increase of 87 is 26.8% of the total increase of 325. Twenty Six jurisdictions had increases (Santa Barbara Sheriff's Department to Mendocino Sheriff's Department), with two jurisdiction (Del Norte Sheriff's Department and Mono Sheriff's Department) reporting no change. When you get to Mendocino Sheriff's Department, you have accounted for 100% of the increase (100% of the cumulative total of 325).
3. Jurisdictions that experienced a decrease in ADP are listed from smallest decrease to largest decrease (San Benito Sheriff's Department to Los Angeles Sheriff's Department). When you get to the bottom of the table, you have accounted for 100% of the total decrease of -4,109 inmates.
4. The cumulative percentage of ADP increase for the top four jurisdictions (Santa Barbara Sheriff's Department, Solano Sheriff's Department, Humboldt Sheriff's Department, and Placer Sheriff's Department) is 49.9%. Four jurisdictions (Orange Sheriff's Department, Alameda Sheriff's Department, Santa Clara Corrections Department, and Los Angeles Sheriff's Department) account for 47.7% of the total decrease.

Full List of Title 15 and 24 Minimum Standards

Link to entire Title 15 Minimum Standards

http://www.bscc.ca.gov/downloads/Adult_Title_15_v2012-12.pdf

Link to entire Title 24 Minimum Standards:

<http://www.bscc.ca.gov/downloads/Adult%20Title%2024%20Min%20Standards%20for%20Local%20Detention%20Facilities%202013.pdf>

List of Title 15 Minimum Standards

ARTICLE 1. GENERAL INSTRUCTIONS

- § 1004. Severability.
- § 1005. Other Standards and Requirements.
- § 1006. Definitions.
- § 1007. Pilot Projects.
- § 1008. Alternate Means of Compliance.

ARTICLE 2. INSPECTION AND APPLICATION OF STANDARDS

- § 1010. Applicability of Standards.
- § 1012. Emergency Suspensions of Standards or Requirements.
- § 1013. Criminal History Information.
- § 1016. Contracts for Local Detention Facilities.
- § 1018. Appeal.

ARTICLE 3. TRAINING, PERSONNEL AND MANAGEMENT

- § 1020. Corrections Officer Core Course.
- § 1021. Jail Supervisory Training.
- § 1023. Jail Management Training.
- § 1024. Court Holding and Temporary Holding Facility Training.
- § 1025. Continuing Professional Training.
- § 1027. Number of Personnel.
- § 1028. Fire and Life Safety Staff.
- § 1029. Policy and Procedures Manual.
- § 1032. Fire Suppression Preplanning.

ARTICLE 4. RECORDS AND PUBLIC INFORMATION

- § 1040. Population Accounting.
- § 1041. Inmate Records.
- § 1044. Incident Reports.
- § 1045. Public Information Plan.
- § 1046. Death in Custody.
- § 1047. Serious Illness or Injury of a Minor in an Adult Detention Facility.

ARTICLE 5. CLASSIFICATION AND SEGREGATION

- § 1050. Classification Plan.
- § 1051. Communicable Diseases.
- § 1052. Mentally Disordered Inmates.

- § 1053. Administrative Segregation.
- § 1054. Administrative Removal-Type IV Facility.
- § 1055. Use of Safety Cell.
- § 1056. Use of Sobering Cell.
- § 1057. Developmentally Disabled Inmates.
- § 1058. Use of Restraint Devices.
- § 1059. DNA Collection, Use of Force.

ARTICLE 6. INMATE PROGRAMS AND SERVICES

- § 1061. Inmate Education Plan.
- § 1062. Visiting.
- § 1063. Correspondence.
- § 1064. Library Service.
- § 1065. Exercise and Recreation.
- § 1066. Books, Newspapers, Periodicals, and Writings.
- § 1067. Access to Telephone.
- § 1068. Access to the Courts and Counsel.
- § 1069. Inmate Orientation.
- § 1070. Individual/Family Service Programs.
- § 1071. Voting.
- § 1072. Religious Observances.
- § 1073. Inmate Grievance Procedure.

ARTICLE 7. DISCIPLINE

- § 1080. Rules and Disciplinary Penalties.
- § 1081. Plan for Inmate Discipline.
- § 1082. Forms of Discipline.
- § 1083. Limitations on Disciplinary Actions.
- § 1084. Disciplinary Records.

ARTICLE 8. MINORS IN JAILS

- § 1100. Purpose.
- § 1101. Restrictions on Contact with Adult Prisoners.
- § 1102. Classification.
- § 1103. Release Procedures.
- § 1104. Supervision of Minors.
- § 1105. Recreation Programs.
- § 1106. Disciplinary Procedures.
- § 1120. Education Program for Minors in Jails.
- § 1121. Health Education for Minors in Jails.
- § 1122. Reproductive Information and Services for Minors in Jails.
- § 1123. Health Appraisals/Medical Examinations for Minors in Jails.
- § 1124. Prostheses and Orthopedic Devices for Minors in Jails.
- § 1125. Psychotropic Medications for Minors in Jail.

ARTICLE 9. MINORS IN TEMPORARY CUSTODY IN A LAW ENFORCEMENT FACILITY

- § 1140. Purpose.
- § 1141. Minors Arrested for Law Violations.
- § 1142. Written Policies and Procedures.
- § 1143. Care of Minors in Temporary Custody.
- § 1144. Contact Between Minors and Adult Prisoners.
- § 1145. Decision on Secure Custody.
- § 1146. Conditions of Secure Custody.
- § 1147. Supervision of Minors in Secure Custody Inside a Locked Enclosure.
- § 1148. Supervision of Minors in Secure Custody Outside of a Locked Enclosure.
- § 1149. Criteria for Non-Secure Custody.
- § 1150. Supervision of Minors in Non-Secure Custody.
- § 1151. Minors Under the Influence of Any Intoxicating Substance in Secure or Non-Secure Custody.

ARTICLE 10. MINORS IN COURT HOLDING FACILITIES

- § 1160. Purpose.
- § 1161. Conditions of Detention.
- § 1162. Supervision of Minors.
- § 1163. Classification.

ARTICLE 11. MEDICAL/MENTAL HEALTH SERVICES

- § 1200. Responsibility for Health Care Services.
- § 1202. Health Service Audits.
- § 1203. Health Care Staff Qualifications.
- § 1204. Health Care Staff Procedure.
- § 1205. Medical/Mental Health Records.
- § 1206. Health Care Procedures Manual.
- § 1206.5. Management of Communicable Diseases in a Custody Setting.
- § 1207. Medical Receiving Screening.
- § 1207.5. Special Mental Disorder Assessment.
- § 1208. Access to Treatment.
- § 1209. Mental Health Services and Transfer to Treatment Facility.
- § 1210. Individualized Treatment Plans.
- § 1211. Sick Call.
- § 1212. Vermin Control.
- § 1213. Detoxification Treatment.
- § 1214. Informed Consent.
- § 1215. Dental Care.
- § 1216. Pharmaceutical Management.
- § 1217. Psychotropic Medications.
- § 1219. Suicide Prevention Program.
- § 1220. First Aid Kit(s).
- § 1230. Food Handlers.

ARTICLE 12. FOOD

- § 1240. Frequency of Serving.

- § 1241. Minimum Diet.
- § 1242. Menus.
- § 1243. Food Service Plan.
- § 1245. Kitchen Facilities, Sanitation, and Food Storage.
- § 1246. Food Serving and Supervision.
- § 1247. Disciplinary Isolation Diet.
- § 1248. Medical Diets.
- ARTICLE 13. INMATE CLOTHING AND PERSONAL HYGIENE
- § 1260. Standard Institutional Clothing.
- § 1261. Special Clothing.
- § 1262. Clothing Exchange.
- § 1263. Clothing Supply.
- § 1264. Control of Vermin in Inmates' Personal Clothing.
- § 1265. Issue of Personal Care Items.
- § 1266. Showering.
- § 1267. Hair Care Services.
- ARTICLE 14. BEDDING AND LINEN
- § 1270. Standard Bedding and Linen Issue.
- § 1271. Bedding and Linen Exchange.
- § 1272. Mattresses.
- ARTICLE 15. FACILITY SAFETY AND SECURITY
- § 1280. Facility Sanitation, Safety, and Maintenance.

List of Title 24 Minimum Standards

Part 1, Chapter 13, Section 13-102

- (a) Definitions.
- (b) Exclusions.
- (c) Initial planning for a local detention facility.
 - 1. Letter of intent.
 - 2. Needs assessment study.
 - 3. Operational program statement.
 - 4. Type III and Type IV facilities in existing buildings.
 - 5. Submittal of plans and specifications.
 - 6. Design requirements.
 - 7. Pilot projects.
 - 8. Alternate means of compliance.

Part 2, Chapter 12, Section 1232

- 1231.1 DEFINITIONS.
- 1231.2 DESIGN CRITERIA FOR REQUIRED SPACES.
 - 1231.2.1 Reception and booking.
 - 1231.2.2 Temporary holding cell or room.

- 1231.2.3 Temporary staging cell or room.
- 1231.2.4 Sobering cell.
- 1231.2.5 Safety cell.
- 1231.2.6 Single-occupancy cells.
- 1231.2.7 Double-occupancy cells.
- 1231.2.8 Dormitories.
- 1231.2.9 Dayrooms.
- 1231.2.10 Exercise area.
- 1231.2.11 Correctional program/multipurpose space.
- 1231.2.12 Medical examination room.
- 1231.2.13 Pharmaceutical storage space.
- 1231.2.14 Medical care housing.
- 1231.2.16 Commissary.
- 1231.2.17 Dining facilities.
- 1231.2.18 Visiting space.
- 1231.2.19 Safety equipment storage.
- 1231.2.20 Janitors' closet.
- 1231.2.21 Storage rooms.
- 1231.2.22 Audio monitoring system.
- 1231.2.23 Laundry facilities.
- 1231.2.24 Emergency power.
- 1231.2.25 Confidential interview rooms.
- 1231.2.26 Attorney interview space.
- 1231.3 DESIGN CRITERIA FOR FURNISHINGS AND EQUIPMENT.
- 1231.3.1 Toilets/urinals
- 1231.3.2 Wash basins.
- 1231.3.3 Drinking fountains.
- 1231.3.4 Showers
- 1231.3.5 Beds
- 1231.3.6 Lighting.
- 1231.3.7 Windows.
- 1231.3.8 Cell padding.
- 1231.3.9 Mirrors.
- 1231.3.10 Seating.
- 1231.3.11 Table/seat.
- 1231.3.12 Weapons locker.