

CORRECTIONS PLANNING AND GRANTS PROGRAMS DIVISION



Title II Formula Grant Program Three-Year Plan Application

FFY 2017 (Update to the FFY 2015-FFY 2017 Plan)

4.17.17



STATE OF CALIFORNIA

EDMUND G. BROWN, JR., GOVERNOR

BOARD OF STATE AND COMMUNITY CORRECTIONS

13 Member Board

Linda M. Penner

Chair

Board of State and Community Corrections

Scott Kernan

Secretary

Department of Corrections and Rehabilitation

Jeffrey Green

*Director, Division of Adult Parole Operations
Department of Corrections and Rehabilitation*

Ramona J. Garrett

*Judge, Retired
Solano County*

Dean Growdon

*Sheriff (jail with RC of 200 inmates or less)
County of Lassen*

Michael Ertola

*Chief Probation Officer (county under 200,000 pop.)
County of Nevada*

Geoff Dean

*Sheriff (jail with RC of over 200 inmates)
County of Ventura*

Michelle Scray Brown

*Chief Probation Officer (county over 200,000 pop.)
County of San Bernardino*

Leticia Perez

*County Supervisor or
County Administrative Officer
County of Kern*

Scott Budnick

*Community provider of rehabilitative treatment or
services for adult offenders
Anti-Recidivism Coalition*

David Bejarano

*Retired Chief of Police
Chula Vista Police Department*

Francine Tournour

*Public Member
City of Sacramento, Office of Public Safety
Accountability*

David Steinhart

*Community provider or advocate with expertise in
effective programs, policies, and treatment of at-
risk youth and juvenile offenders
Commonweal-Juvenile Justice Program*

Staff

Kathleen T. Howard, Executive Director

Corrections Planning & Grant Programs Division
Mary Jolls, Deputy Director

Standards and Training for Corrections /
Administrative Divisions
Evonne Garner, Deputy Director

Facilities Standards & Operations / Research Divisions
Allison Ganter, Deputy Director

County Facilities Construction Division
John Prince, Acting Deputy Director

Aaron Maguire, General Counsel

Tracy Cone, Director of Communications

FOREWORD

Title II Formula Grant Program Three-Year Plan Application FY 2017 Update

This is California's Title II Formula Grant Program, Comprehensive Three-Year State Plan Application for Federal Fiscal Year (FFY) 2017 submitted to the Office of Juvenile Justice and Delinquency Prevention (OJJDP).

This plan presents the following:

- New members of the Board of State and Community Corrections (BSCC) and State Advisory Committee on Juvenile Justice and Delinquency Prevention (SACJJDP)
- Statistical data - Analysis of Juvenile Crime Problems and Juvenile Justice Needs
- Plan for Compliance Monitoring (*Per OJJDP instruction, submitted separately on February 28, 2017*)
- Plan for Compliance with Reducing Racial and Ethnic Disparity (R.E.D.) Core Protection (*Per OJJDP instruction, submitted separately on February 28, 2017*)
- Updated BSCC personnel assigned to the Title II Formula Grant Program
- Budget for proposed local assistance activities, Compliance Monitoring, SACJJDP, and BSCC Planning and Administration

Please be aware that certain statistical data has not yet been provided to the BSCC by the California Department of Justice. Due to time constraints for filing this application, 2015 data was used for these sections.

Table of Contents

Abstract	1
1. Description of the System	2
A. Structure and Function of the Juvenile Justice System	2
B. System Flow	6
C. Service Network	6
2. Analysis of Juvenile Crime Problems and Juvenile Justice Needs	13
A. Youth Crime Analysis.....	13
B. California’s Priority Juvenile Justice Needs/Problem Statements	25
3. Plan for Compliance with the First Three Core Protections of the JJJPA and the State’s Compliance Monitoring Plan – see report submitted February 28, 2017	29
4. Plan for Compliance with the Reducing Racial and Ethnic Disparity (R.E.D.) Core Protection – see report submitted February 28, 2017	29
5. Coordination of Child Abuse and Neglect and Delinquency Programs	29
A. Reducing the Caseload of Probation Officers.....	29
B. Sharing Public Child Welfare Records with the Courts in the Juvenile Justice System	30
6. Collecting and Sharing Juvenile Justice Information	30
7. Budget Narrative	32
A. Program Descriptions	32
A. Subgrant Award Selection and Model Programs.....	43
A. State Advisory Committee on Juvenile Justice and Delinquency Prevention (SACJJDP) Membership Roster	45
10. Staff of the Title II Grant	47
A. Staff and Organizational Structure	47
B. List of Juvenile Programs Administered by the BSCC	52
Attachment 3-Proposed Budget FFY2017	55
Appendix J: Contact Information for States and Territories	68

California's Comprehensive State Plan Program Narrative FY 2017 Three-Year Plan Components – Update

Abstract

The Board of State and Community Corrections (BSCC) is California's State Administering Agency (SAA) for funding awarded by the Office of Juvenile Justice and Delinquency Prevention (OJJDP). BSCC uses these funds to support counties in serving at-risk and system-involved youth.

The State Advisory Committee on Juvenile Justice and Delinquency Prevention (SACJJDP) is California's State Advisory Group (SAG). SACJJDP serves as a standing Executive Steering Committee (ESC) of the BSCC. The SACJJDP's primary responsibilities include the following activities:

- Developing grant criteria through the development of requests for proposals and making award recommendations to the Board
- Monitoring grant program outcomes
- Monitoring compliance with the four Core Requirements
- Participating in the development and review of California's Three-Year plan
- Making recommendations on juvenile justice policy

With BSCC approval, SACJJDP has focused its efforts to transform juvenile justice on:

- Increased use of Evidence-Based practices (EBPs); and
- Reducing racial and ethnic disparities and disproportionality (R.E.D.) within the juvenile justice system
- Quality education for youth.

This is accomplished in large part through the Title II grant program which currently includes 18 local subgrantees providing juvenile justice services and system improvements in Aftercare/Reentry, Alternatives to Detention, Delinquency Prevention, Diversion, R.E.D., and Native American projects.

1. Description of the System

A. Structure and Function of the Juvenile Justice System

California's Juvenile Justice System

California's juvenile justice system encompasses the agencies that have a role in the processing of juveniles alleged to be involved in criminal or delinquent behavior, status offenses, and minor traffic violations. Welfare and Institutions Code (WIC) Sections 100-1500 and 1700-2106 cover children and youth. WIC Section 202 states the purpose of juvenile court law to be to:

- Secure for the minor, in conformity with the interests of public safety and protection, care, treatment, and guidance that is consistent with his/her best interest, that holds them accountable for their behavior, and that is appropriate for their circumstances (Section 202 (b) WIC);
- Protect the public from criminal conduct of minors (Section 202(a) WIC);
- Impose on the minor a sense of responsibility for his/her own acts (Sections 202(a) and 202(d) WIC);
- Preserve and strengthen the minor's family ties whenever possible (Section 202(a) WIC);
- Remove the minor from custody of the parents only when necessary for his/her welfare or the safety to protection of the public (Section 202(a) WIC); and
- Secure for the minor, when he/she is removed from his/her own family, custody, care and discipline equivalent to that which should have been given by his/her parent (Section 202(a) WIC).

The scope of California's juvenile justice system includes aspects of the juvenile's case beyond the alleged offense. One overriding principle of the juvenile justice system is the obligation of the state/community to protect the welfare of juveniles while assuring the general welfare of the public. Other concepts and procedures distinct to juveniles include:

- Concept of *parens patriae* – This concept, developed under English Common Law, stresses the obligation of the State to assume the responsibility for the welfare of children. This was further redefined to direct proceedings that any action always be conducted in “the best interest of the juvenile Court – The creation of a court (Superior), which has sole jurisdiction over petitions relating to juveniles.
- Detention – When detained, juveniles must be separated from adults and juveniles must be released when pending additional proceedings whenever possible.
- Confidentiality of records – Matters relating to juveniles under jurisdiction of the Juvenile Court are strictly confidential.
- Sealing of records – Juveniles may have their records sealed relating to all aspects of their involvement with the juvenile justice system at the age of 18 provided they have not been convicted of a felony or misdemeanor involving moral turpitude and the juvenile's rehabilitation has been satisfactory to the Court.

- Rehabilitation – The proceedings and dispositions of the Juvenile Court are directed toward rehabilitation as well as punishment.

Agency Responsibilities

California’s juvenile justice system is composed of many responsible agencies. These include (1) law enforcement (County Sheriff’s Department, City Police Department, Highway Patrol, etc.), (2) District Attorney, (3) Public Defender, (4) the Probation Department, (5) Health Services Department (Dependent Intake, Children’s Protective Services, and Placement), (6) Juvenile Court and (7), the Department of Corrections and Rehabilitation’s (CDCR) Division of Juvenile Justice (DJJ). The pertinent functions of these agencies are:

1. Law Enforcement – enforces the laws within its jurisdiction by investigating complaints and making arrests.¹
2. District Attorney – files WIC 602 petitions, represents the community at all Juvenile court hearings and may act in the juvenile’s behalf on WIC 300² petitions. 602 petitions allege that a juvenile committed an act that would be against the law if committed by an adult. WIC 300 petitions allege that a child has suffered, or is at risk of suffering serious physical harm, sexual abuse, neglect, etc.
3. Public Defender – represents juveniles in WIC 601³ and WIC 602 petitions and may represent parents in WIC 300 petitions. A court appointed or private attorney may also be used. WIC 601 petitions allege runaway behavior, truancy, curfew violations, and/or regular disobedience.
4. Probation – provides a screening function for the Juvenile Court; maintains intake services and a detention facility for WIC 602s, provides intake, shelter care, and counseling services for WIC 601s; provides the court with a study of the minor’s situation; and provides supervision for the minor as ordered by the court.
5. Health and Human Services – offers services to juveniles referred as possible dependent/neglect children, investigates and files WIC 300 petitions on behalf of juveniles and provides supervision of WIC 300 cases.
6. Juvenile Court – hears facts regarding WIC 300, 601, and 602 petitions, makes findings and declares disposition of cases. The Court has the final authority in all juvenile matters under its jurisdiction.
7. CDCR’s DJJ– Those youths, committed by the juvenile and criminal courts to the CDCR’s, DJJ, are received for treatment, training, and education. Most juvenile offenders today are committed to county facilities in their home community where they can be closer to their families and local social services that are vital to rehabilitation. As a result, DJJ’s population represents less

¹ Welfare and Institutions Code section 601 provides, in part, “any person who is under 18 years of age when he or she violates any law of this state or of the United States or any ordinance of any city or county of this state defining crime other than an ordinance establishing a curfew based solely on age, is within the jurisdiction of the juvenile court, which may adjudge such person to be a ward of the court.”

² Welfare and Institutions Code section 300 provides for a child to become a dependent child of the court when “[i]f the child has suffered, or there is a substantial risk that the child will suffer, serious physical harm inflicted nonaccidentally upon the child by the child’s parent or guardian.”

³ Welfare and Institutions Code section 602 provides, in part, “Any person under 18 years of age who persistently or habitually refuses to obey the reasonable and proper orders or directions of his or her parents, guardian, or custodian, or who is beyond the control of that person, or who is under the age of 18 years when he or she violated any ordinance of any city or county of this state establishing a curfew based solely on age is within the jurisdiction of the juvenile court which may adjudge the minor to be a ward of the court.”

than one percent of the 225,000 youths arrested in California each year, but it is a specialized group with needs that cannot be addressed by county programs.⁴ As part of the state's criminal justice system, the DJJ works closely with law enforcement, the courts, district attorneys, public defenders, probation and a broad spectrum of public and private agencies concerned with, and involved in, the problems of youth.

Upon making an arrest, a law enforcement agency typically refers the case to the probation department in the juvenile's county of residence. Nearly all referrals are generated by police and sheriff's departments (88.1 percent in 2015)⁵, with the remainder coming from other sources. Probation departments investigate all referrals received and make a determination of how to proceed with each. Disposition of cases include counsel and release, transfer to the jurisdiction where the minor resides, wardship and probation, out-of-home placement, commitment to juvenile hall or camp, and commitment to the DJJ. More than half of all wards (53.3 percent in 2015)⁶ were allowed to return home under the supervision of the probation department.

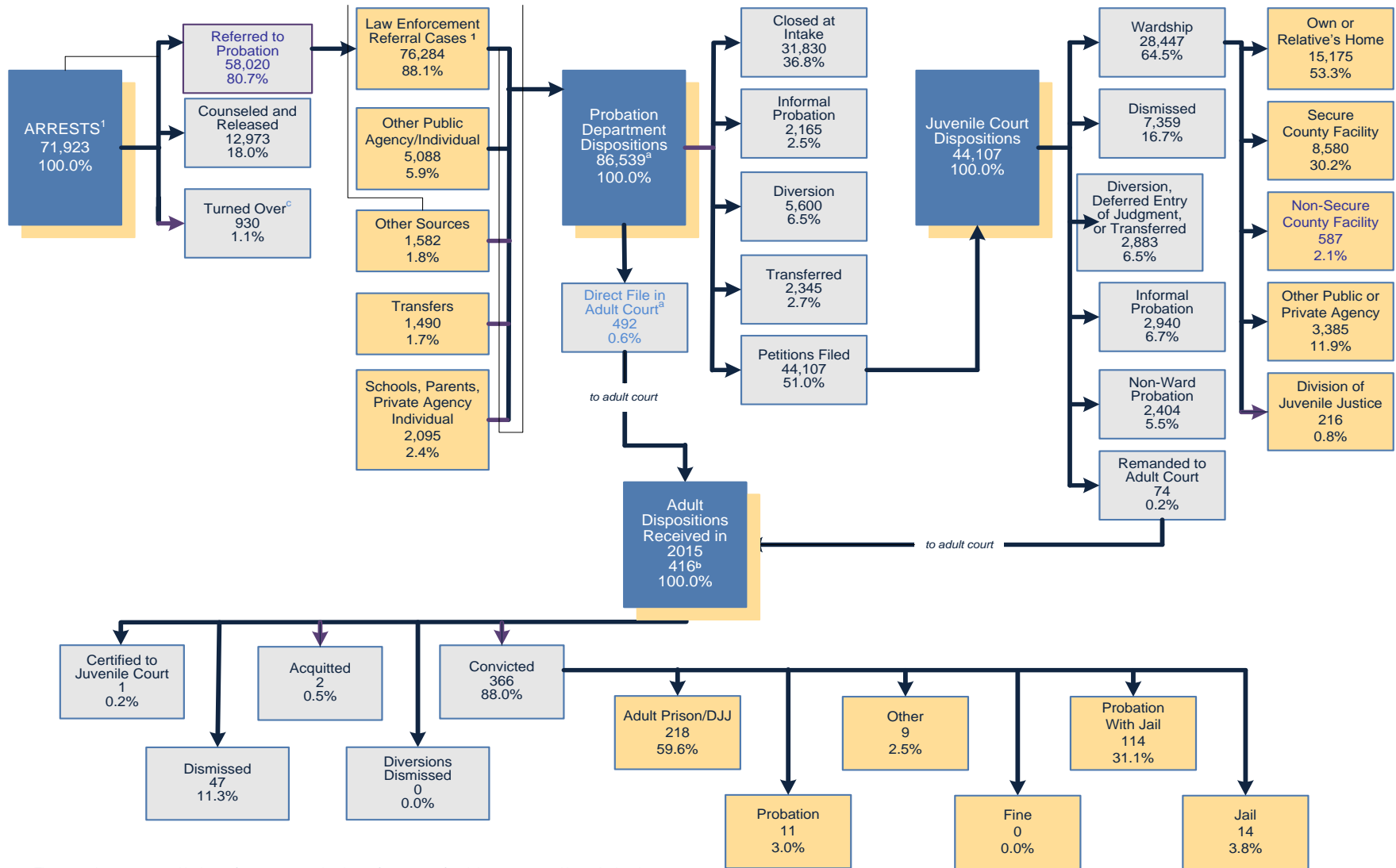
The following flowchart provides statistical data on the Juvenile Justice System in California:

⁴ http://www.cdcr.ca.gov/Juvenile_Justice/index.html. Includes referrals and arrests.

⁵ Juvenile Justice in California, 2015, California Department of Justice <http://oag.ca.gov/cjsc/pubs#juvenileJustice>

⁶ Juvenile Justice in California, 2015, California Department of Justice <http://oag.ca.gov/cjsc/pubs#juvenileJustice>

STATISTICAL DATA OF THE JUVENILE JUSTICE SYSTEM



¹ The arrest data are reported by law enforcement agencies; law enforcement referral data are reported by probation departments. Comparisons between arrest data and referral data should not be made because of differences in the units of count between the two sources.

^a Includes the 492 juveniles sent directly to adult court. In November 2016, California voters approved Proposition 57, which, among other things, ended the ability of prosecutors to "direct file," i.e., file criminal cases against juveniles in adult court.

^b In 2015, probation departments reported information on 566 transfers to the adult system. The adult disposition information being discussed here is for the 416 dispositions received in 2015.

^c Turned Over is defined as turned over to another agency. Source: California Department of Justice report: Juvenile Justice in California 2015

B. System Flow

The following flow chart displays the juvenile justice system 602 process. The information is organized by (1) general statutory authority for handling each type of juvenile incident, (2) jurisdictional authority, (3) dispositional options used, and (4) non-mandated services which agencies may have developed.

At times, juvenile offenders are adjudicated to out of home placement. Juvenile offenders whose placement is funded through section 472 of the Social Security Act (42 U.S.C. 672) receive the protections specified in section 471 of such Act (42 U.S.C. 671), including a case plan and case plan review as defined in section 475 of such Act (42 U.S.C. 675). These protections exist in California's Welfare and Institutions Code Sections (WIC) 724.4, which requires social study reports/case plans, and WIC 366 which requires the submission of 6 month case plan reviews.

In August 2007, Governor Schwarzenegger signed Senate Bill (SB) 81 which changed the types of youth the DJJ receives and treats based on the severity of the offenses committed. Offenders that commit less serious crimes are kept in their county of commitment and receive treatment closer to home and near family support.

Additionally, with enactment of Assembly Bill (AB) 1628 (Statutes of 2009-2010), effective July 1, 2014, youthful offenders released from DJJ institutions are no longer under the supervision of DJJ Parole but rather supervised by County Probation. As a result of the SB 81 realignment process in CA, DJJ began to plan for the eventual closure of one or more facilities as the population of offenders committed to DJJ continued to drop. As of June 30, 2007, DJJ housed 2,131 youth who were committed by a juvenile court. At the conclusion of 2015, the DJJ population declined to just 666 housed youth⁷. At the conclusion of 2016, the DJJ population housed had dropped to 653.⁸ The result is a higher concentration of youth who remain at the local level and who may require a higher level of care and service from the local agencies that have to develop needed transitional programs and resources.

In November 2016, California voters approved Proposition 57, which, among other things, ended the ability of prosecutors to "direct file," i.e., file criminal cases against juveniles in adult court.

C. Service Network

Historically, California has made a significant investment in collaborative efforts impacting juvenile delinquency prevention and reduction. The commitment to youth in California has remained strong as evidenced by the large number of State agencies participating in the administration of programs for at-risk youth throughout California.

Provided below are overviews of programs that directly affect delinquency prevention and reduction.

⁷ http://www.cdcr.ca.gov/Juvenile_Justice/Research_and_Statistics/index.html Population Overview 2015

⁸ http://www.cdcr.ca.gov/Juvenile_Justice/Research_and_Statistics/index.html Population Overview 2016

Center for Families, Children & the Courts (CFCC)

The Judicial Council of California established the Center for Children and the Courts, whose primary purpose is to maximize the effectiveness of court services for children and families. CFCC also works to increase public access, implement innovative court-related programs for children and families, and promote those services in the legal community and to the public. CFCC works closely with the Judicial Council Family and Juvenile Law Advisory Committee in California.

California Department of Education (CDE)

Community Day Schools

Community day schools are operated by school districts and county offices of education. Community day schools serve mandatory and other expelled students, students referred by a School Attendance Review Board, and other high-risk youths. The 360-minute minimum instructional day includes academic programs that provide challenging curriculum and individual attention to student learning modalities and abilities. Community day school programs also focus on the development of pro-social skills and student self-esteem and resiliency.

Community day schools are intended to have low student-teacher ratios. Students benefit from learning support services that include school counselors and psychologists, academic and vocational counselors, and pupil discipline personnel. Students also receive collaborative services from county offices of education, law enforcement, probation, and human services agency personnel who work with at-risk youth. Community day schools are supported by supplemental apportionment for community day school attendance, in addition to base revenue funding.⁹ Education Code (EDC) Sections 48660-48666.

Juvenile Court Schools

The purpose of juvenile court schools is to provide mandated, compulsory public education services for juvenile offenders who are under the protection or authority of the county juvenile justice system and are incarcerated in juvenile halls, juvenile homes, day centers, juvenile ranches, juvenile camps, or regional youth educational facilities. Juvenile court schools are operated through the county office of education (EDC 48645-48648).¹⁰

The juvenile court school provides quality learning opportunities for students to complete a course of study leading to a high school diploma. A minimum day program for juvenile court schools is 240 minutes. Students must take all required public education assessments (e.g., the California High School Exit Examination, Standardized Testing and Reporting Program).

⁹ <http://www.cde.ca.gov/sp/eo/cd/>

¹⁰ <http://www.cde.ca.gov/sp/eo/jc/>

Upon release, or after the court terminates jurisdiction, students ages 16 to 18 who are not exempt from compulsory school attendance are required to continue their public education. These students are provided planning and transition services critical to a successful transfer back to a public school.

In October 2013, there were 83 Juvenile Court Schools reporting an enrollment of 9,010 students. However, CDE demographic reports for prior school years indicate the total number of students served by these schools over the entire year averaged over 42,000.¹¹

Opportunity Education Program

Opportunity Education schools, classes, and programs provide additional support for students who are habitually truant from instruction, irregular in attendance, insubordinate, disorderly while in attendance, or unsuccessful academically. They are operated either by school districts or county offices of education.

Opportunity Education schools, classes, and programs provide a supportive environment with specialized curricula, instruction, guidance and counseling, psychological services, and tutorial assistance to help students overcome barriers to learning. Opportunity Education should not be viewed as a holding place for resistant learners, but as an intervention to ensure student success. It provides comprehensive academic programs that facilitate positive self-esteem, confidence, and personal growth with the goal of helping students return to traditional classes and programs. The laws specific to Opportunity Education are in EDC Sections 46180 and 48640-48641.¹²

Program Access & Retention Initiative

This program promotes dropout prevention, recovery, and retention services for all students at risk of not completing a high school education. The goal of the Program Access and Retention Initiative is to ensure recovery and retention services are made available to under-served youth and adults. This is achieved through the coordination of existing programs and the development of new programs, as measured by the increase in the number of students served, the increase in the number of students who obtain General Educational Development or high school diplomas, and the increase in the number of students placed in meaningful employment.¹³

California Department of Health Care Services (DHCS)

DHCS allocates approximately \$7.3 million per year in Adolescent Treatment Program (ATP) funding to counties to provide substance abuse treatment and early intervention services.¹⁴ The focus of the services varies depending on local need and priorities. Generally, services include residential treatment for adolescents in group home settings, services for youth transitioning into the community after discharge from

¹¹ <http://www.cde.ca.gov/sp/eo/jc/cefjuvenilecourt.asp>. This data is the most recent available here.

¹² <http://www.cde.ca.gov/sp/eo/oe/>

¹³ <http://www.cde.ca.gov/sp/eo/pa/>

¹⁴ <http://www.dhcs.ca.gov/individuals/Pages/youthSUDservices.aspx>. This data is the most recent available here.

institutional facilities, outpatient programs in the community, and services at school sites.

California Department of Social Services (CDSS)

California Partners for Permanency

In 2010, the Children's Bureau (CB) awarded CDSS a Permanency Innovations Initiative (PII) grant to implement the California Partners for Permanency (CAPP) 5-year demonstration project designed to reduce the number of children in long-term foster care. CAPP focused on African American and Native American children who are over-represented in the state's child welfare system and for whom it has been most challenging to find loving and permanent homes. Project goals were to both reduce long-term foster care and improve child well-being.¹⁵ The federal evaluation team's CAPP Formative Evaluation Report is expected to be finalized around spring of 2017.¹⁶

Independent Living Program

Chafee Educational Vouchers (ETV) program

The Chafee Educational Vouchers (ETV) program provides Title IV-E eligible foster youth up to \$5,000 per year for post-secondary education and training. Youth who received or were eligible to receive ILP services between the ages of 16-19, and who do not reach their 22nd birthday by July 1 are eligible. Youth can continue to participate until they turn 23 years of age, if making satisfactory progress toward completion of a post-secondary education or training program.¹⁷

Transitional Housing Placement Program (THPP)

In addition to participating in the ILP, some foster youth participate in the Transitional Housing Placement Program (THPP). The THPP is a community care licensed placement opportunity for youth in foster care. The goal of THPP is to help participants emancipate successfully by providing a safe environment for them to practice the skills learned in the ILP.

With CDSS approval, participants may live alone or with roommates in apartments and single-family dwellings. THPP agency staff, county social workers, and ILP coordinators provide regular support and supervision. Support services include regular visits to participants' residences, educational guidance, employment counseling and assistance in reaching the emancipation goals outlined in participants' transitional independent living plans.

While each county has its own policy, applicants must meet certain minimum criteria. They must be at least 16 years old and not more than 18 years old, unless they are, in all probability, going to finish high school before their 19th birthday. They must be in out-

¹⁵ <http://www.acf.hhs.gov/programs/cb/resource/capp-pii-grantee-profile>

¹⁶ <https://www.acf.hhs.gov/cb/resource/capp-pii-grantee-profile>; <http://www.cfpic.org/practice-models/cfpmcapp/capp-evaluation>

¹⁷ <http://www.childsworld.ca.gov/PG4861.htm>

of-home placement under the supervision of the county department of social services or the county probation department, and they must be actively participating in an ILP.

Transitional Housing Placement Program for Emancipated Foster/Probation Youth (THP-Plus)

THP-Plus eligible youth are young adults who have emancipated from foster/probation care and are 18 to 24 years of age. THP-Plus provides a minimum of 24 months of affordable housing, coupled with supportive services. SB 1252 (2014) provided counties with the option to provide services for up to 36 months if the youth were participating in an educational program.¹⁸ During fiscal year (FY) 2015-16, 48 counties offered THP-Plus with more than 100 housing programs statewide for which emancipated foster youth were eligible.¹⁹

- 61% of participants were employed. Of those employed
- 43% were full-time and 57% were part-time.
- THP-Plus participants had an average hourly wage of employed youth \$11.51 with an average monthly income of \$1,177.
- 44% of THP-Plus participants were enrolled in school. Of those, 76% were attending a two-year college and 15% were attending a four-year college. ²⁰

AB 12 was signed into law on September 30, 2010 and became effective on January 1, 2012. It implemented provisions of the Federal Fostering Connections to Success and Increasing Adoptions Act of 2008 (PL 110-351) in California. One of the provisions of the federal bill allows states to extend foster care up to age 21 to young adults who meet the federal participation criteria after age 18. California has opted to initiate the age limit by steps, i.e., by age 19 in 2012; by age 20 in 2013; and by age 21 in 2014.²¹ A new foster care placement option called THP-Plus-FC was created via AB 12 as a placement option for these young adults called Non-Minor Dependents (NMDs). This program offers similar housing models and supportive services to NMDs that are available in the current THP-Plus program.²² During FY 2015-16, 48 counties offered THP-Plus-FC.²³

Resource Family Approval (RFA) Program

The Resource Family Approval (RFA) program requires CDSS, in consultation with county child welfare agencies, including Juvenile Probation, foster parent associations and other interested community parties to implement a unified, family friendly and child-centered resource family approval process.²⁴

¹⁸ http://thpplus.org/wp2/wp-content/uploads/2015/11/2015THP_PlusFC_AnnualReport.pdf

¹⁹ http://thpplus.org/wp2/wp-content/uploads/2015/11/2015THP_PlusFC_AnnualReport.pdf; <http://thpplus.org/>

²⁰ <http://thpplus.org/wp2/wp-content/uploads/2017/01/THP-PLUS-Snapshot.pdf>

²¹ http://www.leginfo.ca.gov/pub/13-14/bill/asm/ab_0751-0800/ab_787_bill_20131002_chaptered.htm

²² http://thpplus.org/wp2/wp-content/uploads/2015/11/2015THP_PlusFC_AnnualReport.pdf

²³ http://thpplus.org/wp2/wp-content/uploads/2015/11/2015THP_PlusFC_AnnualReport.pdf

²⁴ http://www.childsworld.ca.gov/res/RFA/pdf/RFA_Overview.pdf

Employment Development Department (EDD)

Youth Employment Opportunity Program

This program provides special services to youth, ages 15 to 21, to assist them in achieving their educational and vocational goals. Services include peer advising, referrals to supportive services, workshops, job referrals and placement assistance, referrals to training, and community outreach efforts.²⁵

America's Job Center of California

The America's Job Center of California^m (AJCC) network links all state and local workforce services and resources across the state and country. The AJCC partners in California are the Employment Development Department, the California Workforce Development Board, and 49 Workforce Development Boards that administer the more than 200 job centers statewide. Through the Workforce Development Act, One Stop Career Centers provide a variety of services to youth ages 14-21 who meet the eligibility requirements. Services available include tutoring, study skills and instruction leading to completion of secondary school education, alternative school services, mentoring, paid and unpaid work experience, occupational skills training, leadership development, supportive services, guidance counseling, and follow-up services. Youth may also make use of the CalJOBSS^m mobile app for smartphones, tablets, and other electronic devices, which provide easy access to jobs from nearly 16,000 websites, including federal, state, and local government job boards.²⁶

Other Reforms

The Children's System of Care (CSOC)

The basic premise of this way of providing care is to redirect moneys and resources from institutional levels of care and put these funds into local programs of care and support, as well as improving service planning, delivery and evaluation across departments. The hoped-for result of these changes is an improvement in overall care to clients with serious emotional disturbances by providing service in the child's home or community. The implementation of the CSOC model thus far in California indicates improvements in child and family functioning as well as significant levels of cost avoidance. The goals of the CSOC initiative have become very clear: children will be safe in home, in school, and out of trouble.

The CSOC model is dependent upon the effective use of interagency collaborations and coalitions. The enabling California statutes of the CSOC Initiative (WIC §5850-5883) require counties to maintain both an interagency policy and planning committee, and an interagency case management council. It also requires the provision of coordinated individualized interagency services and support to enrollees as well as the involvement of families.

By sharing responsibilities and risks, the various agencies agree to work together in service provision to assure that client/family goals (e.g., improved school performance)

²⁵ http://www.edd.ca.gov/jobs_and_training/Youth_Employment_Opportunity_Program.htm

²⁶ <http://www.americasjobcenter.ca.gov/>

and systems outcome objectives (e.g., reduced juvenile justice interactions, group home cost savings) are met. A common feature of all California CSOC projects is the commitment to the pooling or combining of local county funds and/or leveraging of state/federal categorical funds to maximize the overall financial support of community based services.

In submitting annual scopes of work, counties are required to address cultural competency issues within the context of the four major CSOC-IEBP (Interagency Enrollee-Based Program) goals, and not as a separate item. Addressing cultural competency as an integrated component within the CSOC-IEBP Initiative helps reinforce the preferred manner of developing system and service responsiveness to the needs of our diverse populations. Counties are asked to include content specific to ethnic and cultural service populations represented in their demographics.²⁷

Mental Health Services Act

The Mental Health Services Act (MHSA) is funded by a 1 percent tax on personal income above \$1 million dollars. Counties use the funding to design services promoting recovery and reducing homelessness, hospitalization, and incarceration.

Special Immigrant Juvenile Status (SIJS)

The “Reuniting Immigrant Families Act,” SB 1064, Chapter 845, Statutes of 2013 added WIC §10609.95 and 10609.07, which required CDSS to provide guidance on best practices and facilitate an exchange of information among counties on topics including, but not limited to, assisting a child who is eligible to apply for Special Immigrant Juvenile Status (SIJS; children/youth who are under the jurisdiction of a juvenile court and cannot be reunified with one or both parents due to abuse, neglect or abandonment). SB 1064 does not require counties to enter into a MOU with a foreign consulate pertaining to juvenile court cases in which a parent has been arrested and issued an immigration hold, has been detained by the U.S. Department of Homeland Security, or has been deported to his or her country of origin. However, a county that chooses to enter into an MOU with a foreign consulate must meet the new requirements enacted by SB 1064. As specified in W&IC section 10609.95(b), a MOU with a foreign consulate must include, but not be limited to, procedures for the following:

- Contacting a foreign consulate at the onset of a juvenile court case
- Accessing documentation for the child
- Locating a detained parent
- Facilitating family reunification once a parent has been deported to his or her country of origin
- Aiding the safe transfer of a child to the parent’s country of
- Communicating with relevant departments and services in the parent’s country of origin, including, when appropriate, allowing reports from the foreign child welfare authorities documenting the parent’s living situation and the parent’s participation

²⁷ http://www.dhcs.ca.gov/services/MH/Documents/IEBP_Data_Dictionary.pdf

in service plans in the country of origin that are in compliance with the case plan requirements²⁸

A DHCS letter issued January 13, 2016 to “All County Welfare Directors, All County Letter, All County Administrative Officers, and All County Medi-Cal Program Specialist/Liaisons” stated that SIJS youth are eligible for the Unaccompanied Refugee Minors (URM) Program and that “Because URM youth are eligible for foster care coverage they receive full-scope Medi-Cal regardless of their immigration status.”²⁹ AB 900, Chapter 694, Statutes of 2015) authorized a court to appoint a guardian of an unmarried individual who is 18 years of age or older, but who has not yet attained 21 years of age in connection with a petition to make the necessary findings related to SIJS if the proposed ward consents. A child/youth who obtains lawful permanent residency (i.e., a green card) through the SIJS program can live and work permanently in the United States and may eventually apply to become a U.S. Citizen.³⁰

2. Analysis of Juvenile Crime Problems and Juvenile Justice Needs

Local data on juvenile crime in California continues to be reported by the California Department of Justice (CalDOJ) Criminal Justice Statistics Center (CJSC) in its annual publication Juvenile Justice in California. Juvenile arrest data is collected from law enforcement through the Monthly Arrest and Citation Register (MACR). Additional juvenile justice data is collected from county probation departments through the Juvenile Court and Probation Statistical System (JCPSS).

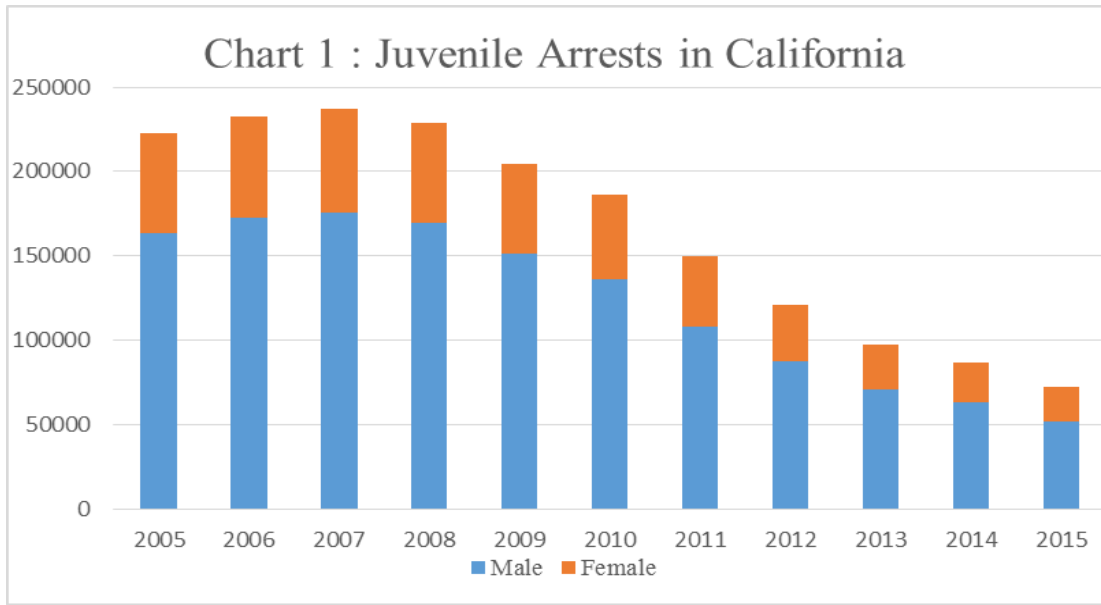
A. Youth Crime Analysis

Throughout the last 10 years, California has positively impacted delinquency rates and improved conditions in many communities through its statewide commitment to collaborative and evidence-based delinquency prevention programs. As of the year 2015, CalDOJ reports showed that there had been a 67.7%% decrease in juvenile arrests since 2005.

²⁸ ²⁸ <http://www.childsworld.ca.gov/PG3466.htm>

²⁹ <http://www.dss.cahwnet.gov/lettersnotices/EntRes/getinfo/acl/2016/16-03.pdf>

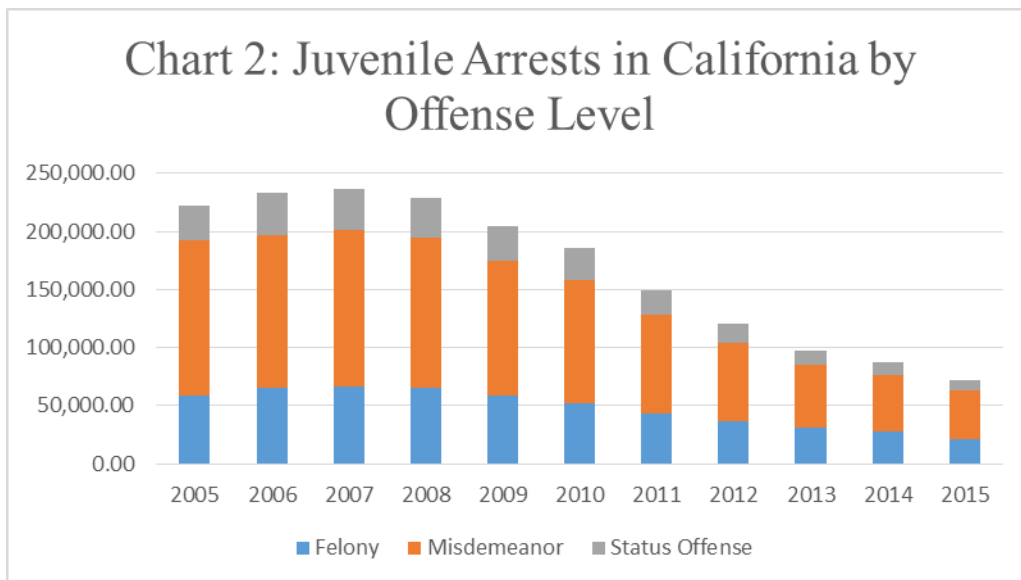
³⁰ <http://www.childsworld.ca.gov/PG3466.htm>



Source: California Department of Justice, Juvenile Justice in California, 2015

This decrease is seen in Chart 1, showing a total of 222,512 in 2005 dropping to 71,923 total arrests in 2015. Although juvenile arrest rates increased from 2005 to 2007, they decreased steadily over the next seven years, reaching their lowest point in 2015.

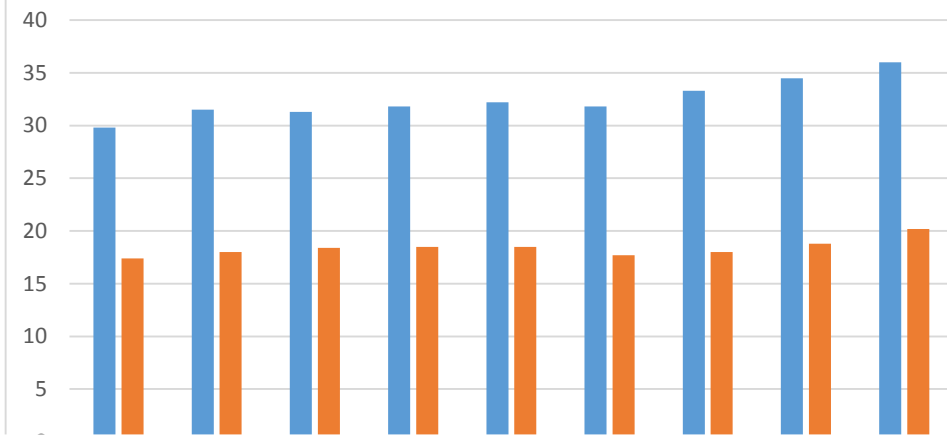
As seen in Chart 2, although there has been a decrease in the overall number of juvenile arrests, the comparative rate of arrests at different offense levels has not undergone any significant change, with misdemeanors making up the largest number of arrests and status offenses the least.



Source: California Department of Justice, Juvenile Justice in California, 2015

In looking at trends in juvenile arrests by gender, there is a clear and significant difference in rates of arrest for felony offenses between males and females. Chart 3 demonstrates that regardless of decreases in the total number of felony arrests, the rate of felony arrests was consistently higher amongst males than amongst females.

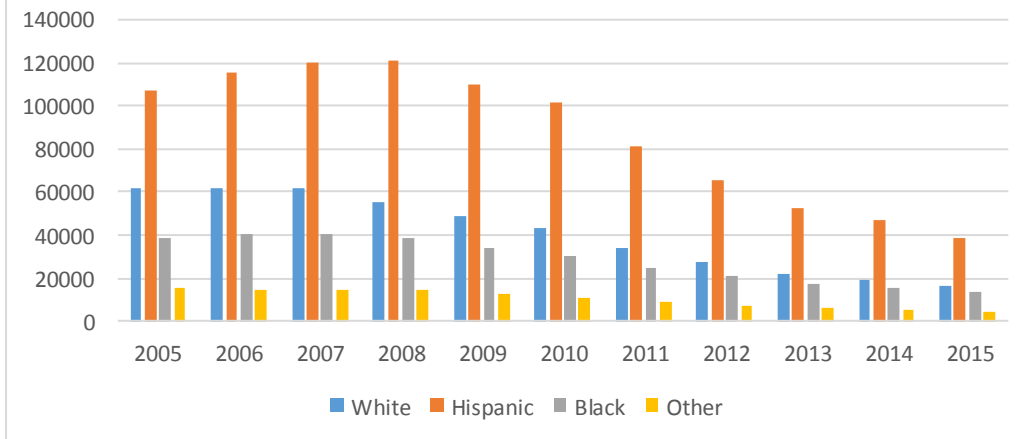
Chart 3: Rate of Felony Arrests in California
Gender



Source: California Department of Justice, Juvenile Justice in California, 2015

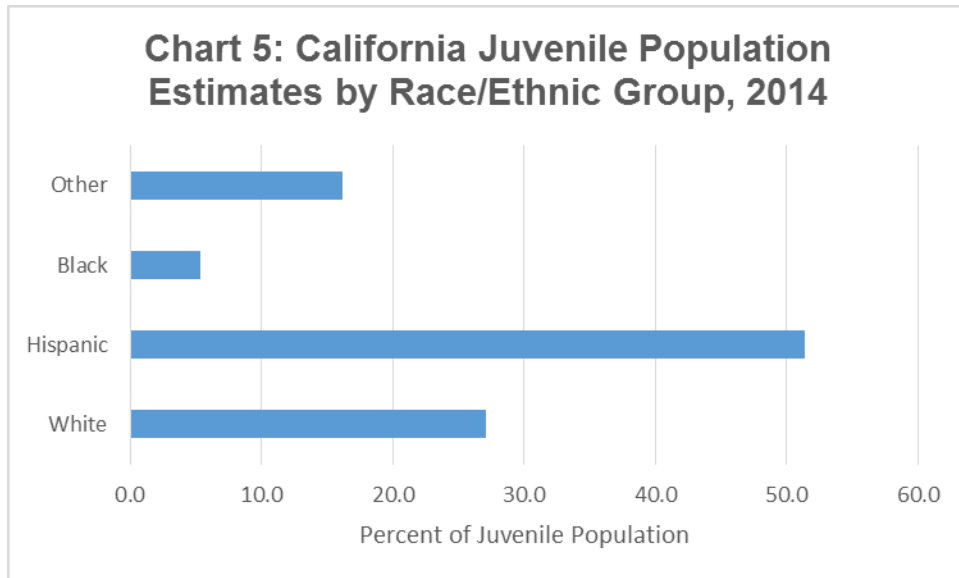
Between the years of 2005 – 2015, the proportions of felony arrests for male compared to female youth were similar. Disparities in juvenile arrest data can be observed when reviewing arrests by race/ethnic group. Chart 4 shows the number of arrests in California over the span of ten years broken down into four different racial/ethnic groups: White, Hispanic, Black, and Other.

Chart 4: Juvenile Arrests in California by
Race/Ethnic Group



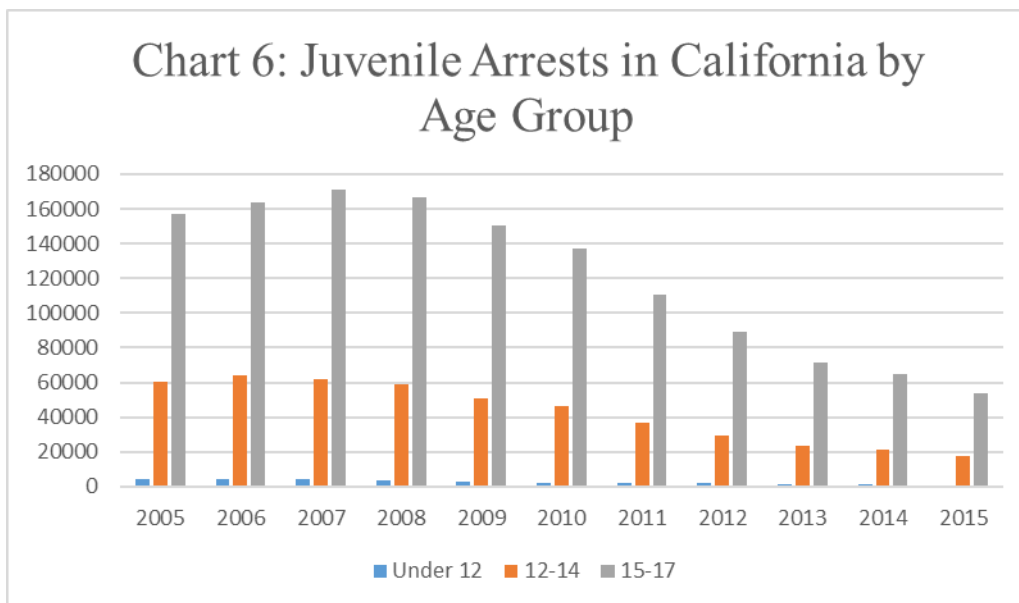
Source: California Department of Justice, Juvenile Justice in California, 2015

When viewing this data it is important to keep in mind the ratio of each racial/ethnic breakdown to its representative juvenile population in our State. Relative Rate Index (RRI) data is discussed in the Reducing Racial and Ethnic Disparities (R.E.D.) plan submitted separately on February 28, 2017.



Source: California Department of Justice, Juvenile Justice in California, 2015

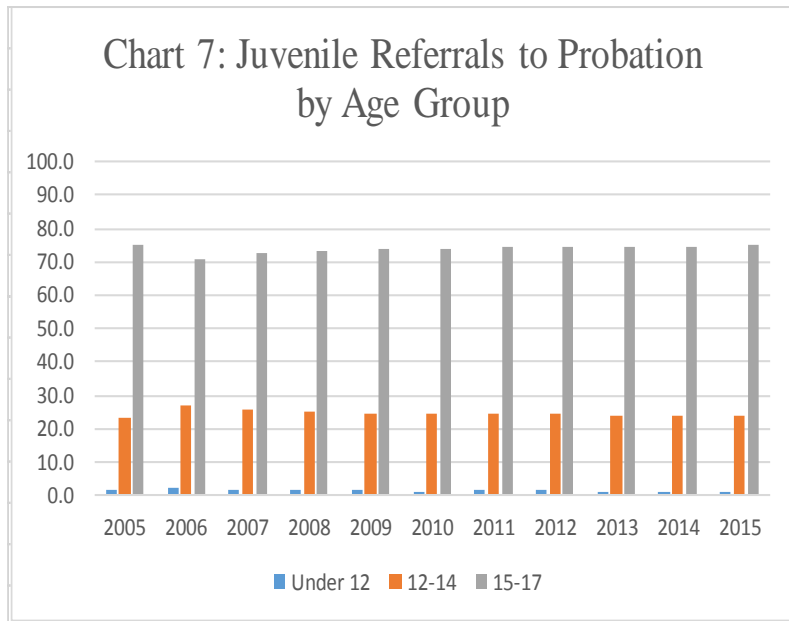
Chart 5 shows population estimates of different racial groups for juveniles in California for the year 2015. When compared to arrest rates in 2015, racial disparities become apparent. In the year 2015, White youth represented 27.0 percent of the juvenile population from ages zero to seventeen but only 22.1 percent of arrests; Hispanic youth represented 51.4 percent of the population but 53.4 percent of juveniles arrested; and those youth listed under the group Other represented 16.3 percent of the population but only 5.8 percent of arrests. Black youth represented only 5.3 percent of the population, yet represented 18.7 percent of juvenile arrests.



Source: California Department of Justice, Juvenile Justice in California, 2014

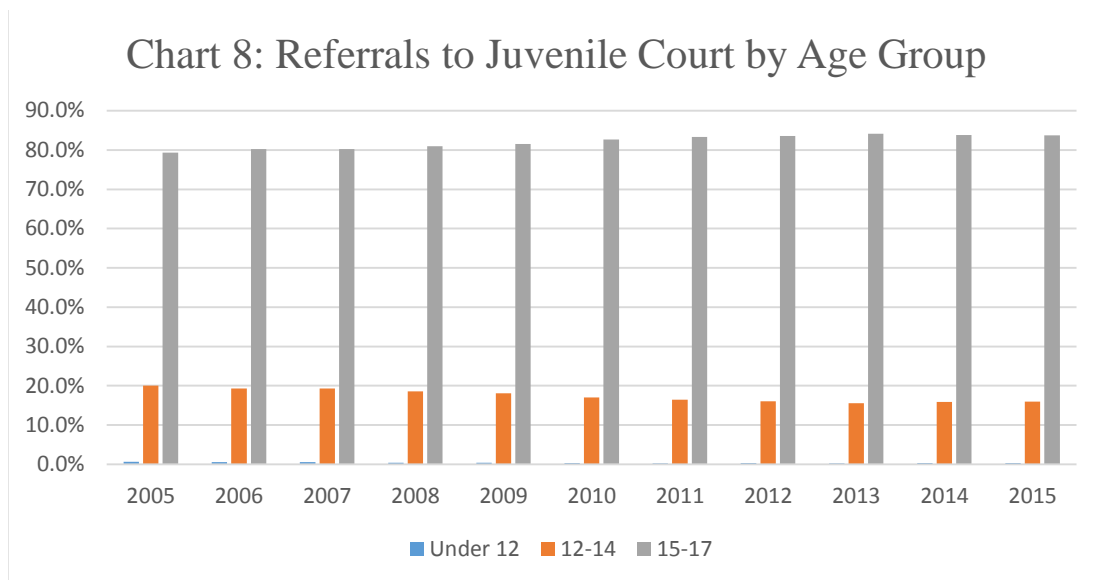
Chart 6 shows the number of juvenile arrests in California from the years 2005 through 2015 broken down into three age groups: Under 12, 12-14, and 15-17. Over the course of ten years, juveniles between the ages of 15-17 consistently had a much higher rate of arrest than those below the age of 15.

Upon arrest, juveniles may be counseled and released, turned over to another agency, or referred to probation. Usually about 70 percent of those referred to probation are between the ages of 15–17. As shown in Chart 7, regardless of the number of juveniles referred to probation, the proportions of referrals from each age group remain about the same.



Source: California Department of Justice, Juvenile Justice in California, 2015

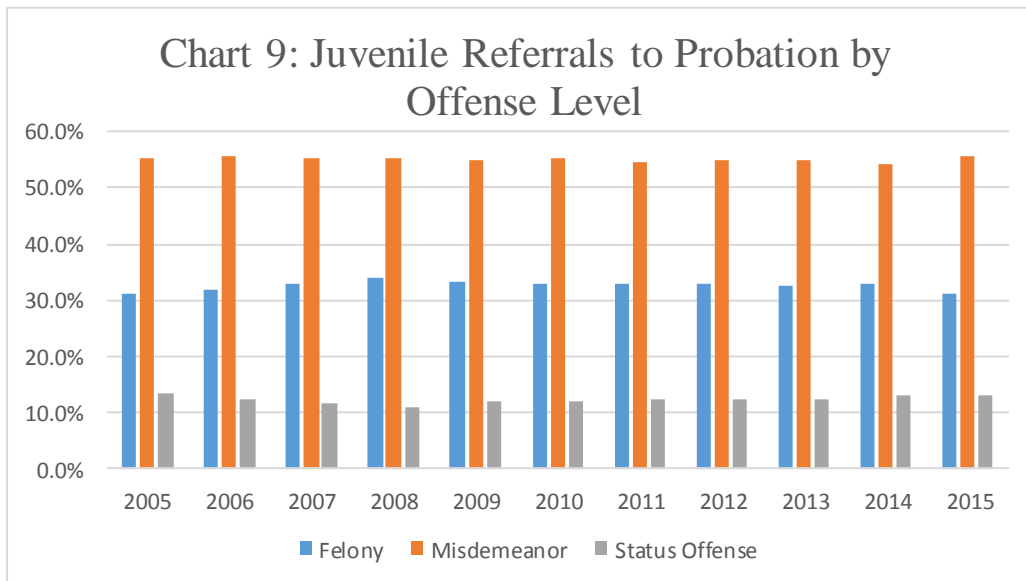
Once referred to the probation department, cases will be handled with one of the following dispositions: closed at intake, diversion, transfer, traffic court, informal probation, or petition filed. Chart 8 shows the number of juveniles in California with petitions filed to juvenile court from 2005 to 2015.



Source: California Department of Justice, Juvenile Justice in California, 2015

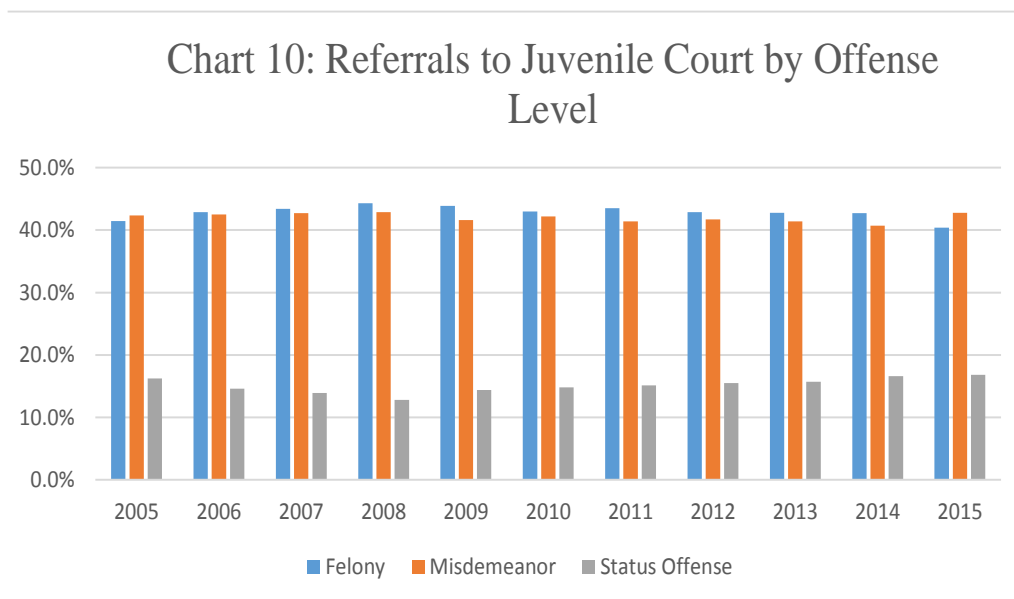
As with referrals to probation, the majority of juveniles referred to juvenile court are between the ages of 15 and 17. In 2005, 79.3 percent of those referred to juvenile court were ages 15-17; this number increased each year reaching its high in 2013 at 84.1 percent then decreased to 83.7 percent in 2015. Conversely, the other age groups showed a decrease in the number of juveniles with petitions filed to juvenile court. Those under the age of 12 represented 0.6 percent of juvenile court referrals in 2005 and dropped down to 0.3 percent in 2015. Those between the ages of 12 and 14 represented 20.1 percent of referrals in 2005 and decreased to 16.0 percent in 2015.

Chart 9 shows that between 2005 and 2015 the majority of referrals to probation were for misdemeanor offenses.

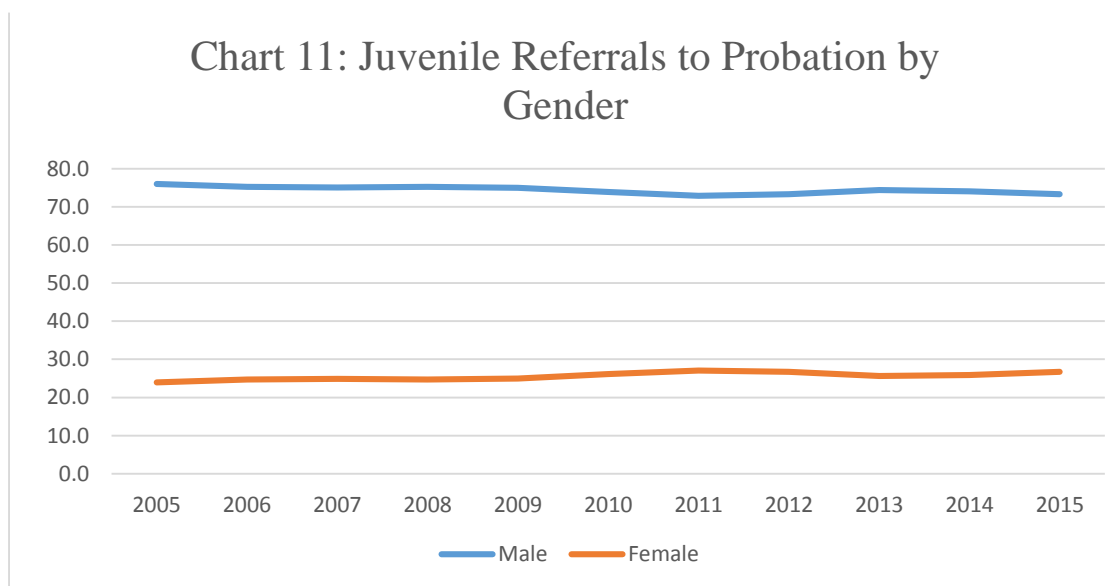


Source: California Department of Justice, Juvenile Justice in California, 2015

Chart 10 shows that the majority of referrals to juvenile court were for felony offenses with misdemeanors being a close second.

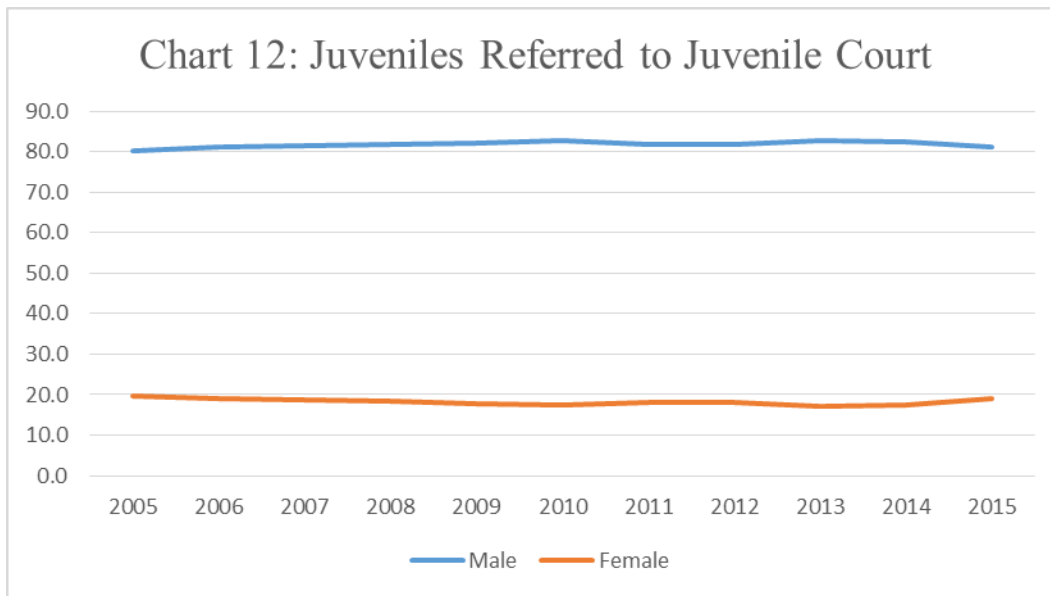


In looking at the proportion of juvenile referrals to probation and juvenile court by gender, it can be seen in charts 11 and 12 that males consistently represented a much greater proportion of the population than females. From 2005 to 2015, approximately 3 out of every 4 juveniles referred to probation were male. Males also represented approximately 8 out of 10 juveniles referred to juvenile court from 2005 to 2015.



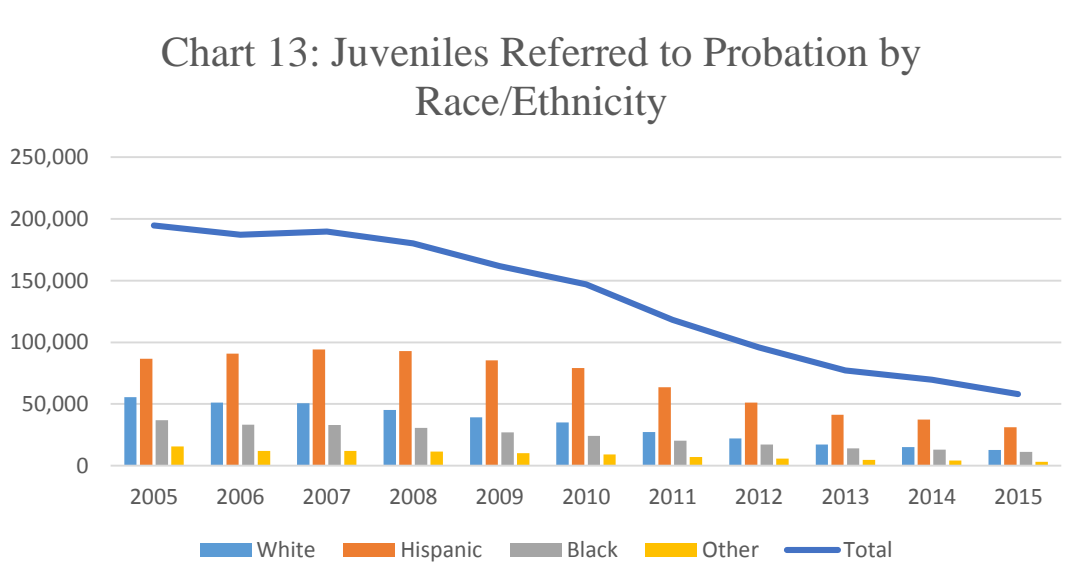
Source: California Department of Justice, Juvenile Justice in California, 2015

Charts 11 and 12 show that males consistently represented a greater proportion of the population referred to probation and referred to juvenile court than females. From 2005 to 2015, approximately 3 out of every 4 juveniles referred to probation were male and approximately 8 out of 10 juveniles referred to juvenile court were male.



Source: California Department of Justice, Juvenile Justice in California, 2015

Charts 13 and 14 show the breakdown of referrals to probation departments and juvenile courts by race/ethnic group. Although the total number of referrals represented by each race fluctuated, the proportion of most referred to least referred by race remained fairly constant.



Source: California Department of Justice, Juvenile Justice in California, 2015

For every year from 2005 to 2015 the majority of juveniles referred to both the probation department and juvenile court were Hispanic; the race with the second most referrals was White; third were Black youth; and the least referrals were represented by other races. In 2013, 2014, and 2015, more Black youth were referred to Juvenile Court than White youth. It is important to note that Black youth make up a much smaller total of the juvenile population.

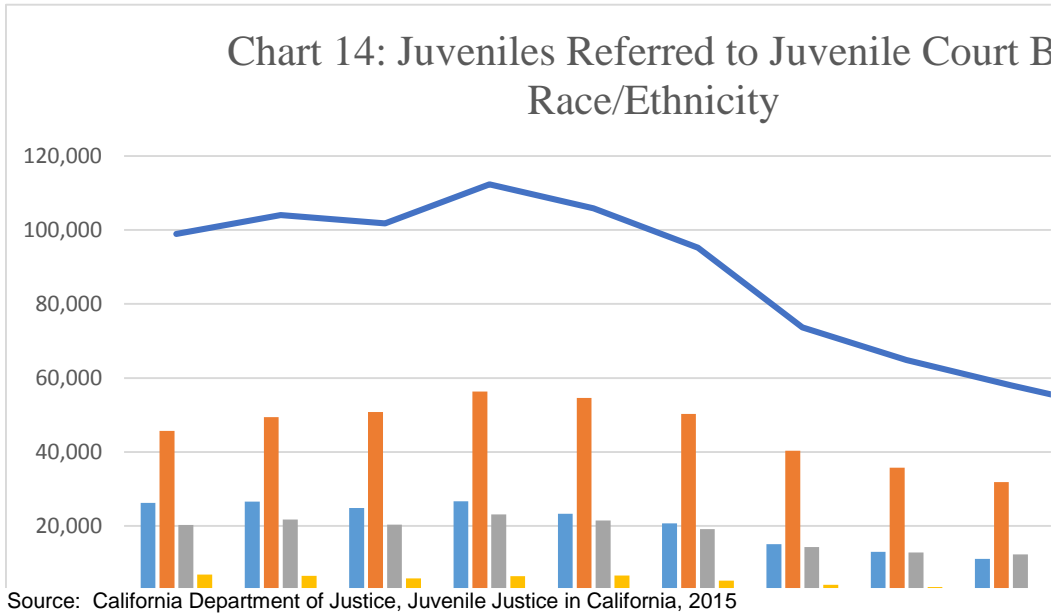
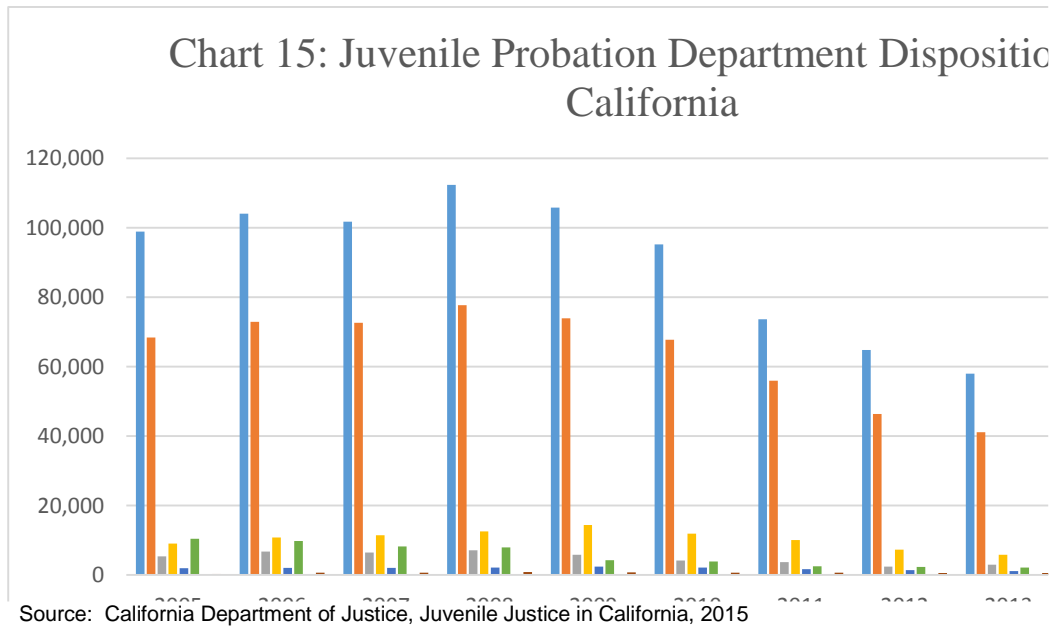


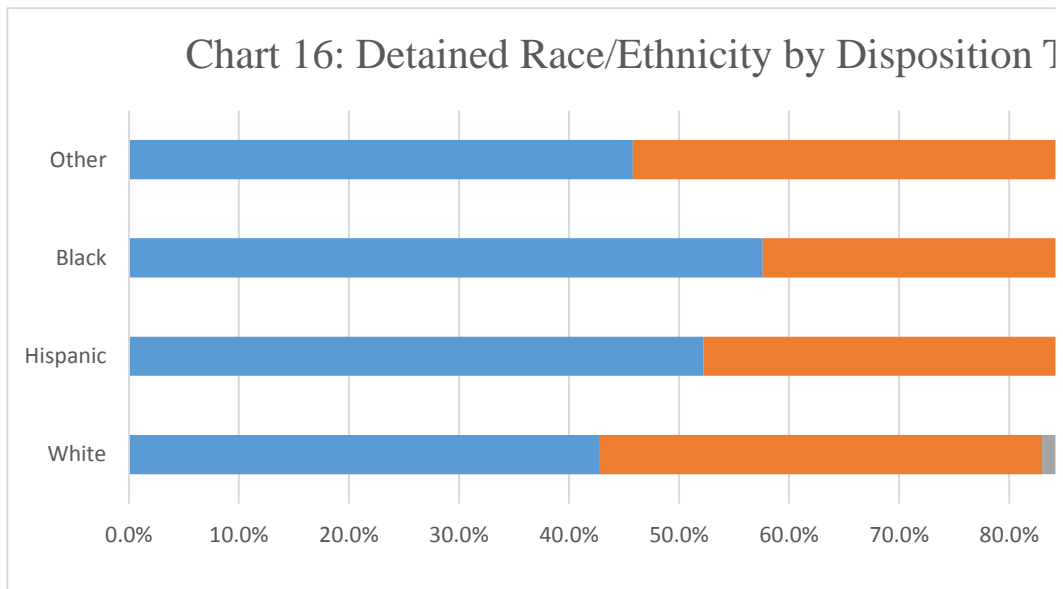
Chart 15 shows a breakdown of Probation Department referral dispositions from 2005-2015. As the number of arrests increased or decreased, the number of each type of disposition followed suit.



In reviewing Juvenile Probation Department Dispositions from 2005-2015, there has been a decrease in the total number of dispositions handled both formally and informally.³¹ The decrease in petitions filed in juvenile court is clearly shown in Chart 15.

³¹ In November 2016, California voters approved Proposition 57, which, among other things, ended the ability of prosecutors to “direct file,” i.e., file criminal cases against juveniles in adult court.

However, Chart 16 shows that disparities exist for juveniles who have been detained prior to their disposition hearing.



In Chart 16, the breakdown of race by disposition type for the year 2015 shows that Black youth who were detained in a youth detention facility were more likely to have a petition filed than youth of any other race, had the highest rate of direct files in adult court, and were the least likely to be diverted, have their case closed at intake, be sent to traffic court, or to be placed on informal probation. Conversely, White youth detained were the least likely to have a petition filed, had the lowest rate of direct files in adult court, and were the most likely to be diverted, sent to traffic court, or placed on informal probation.

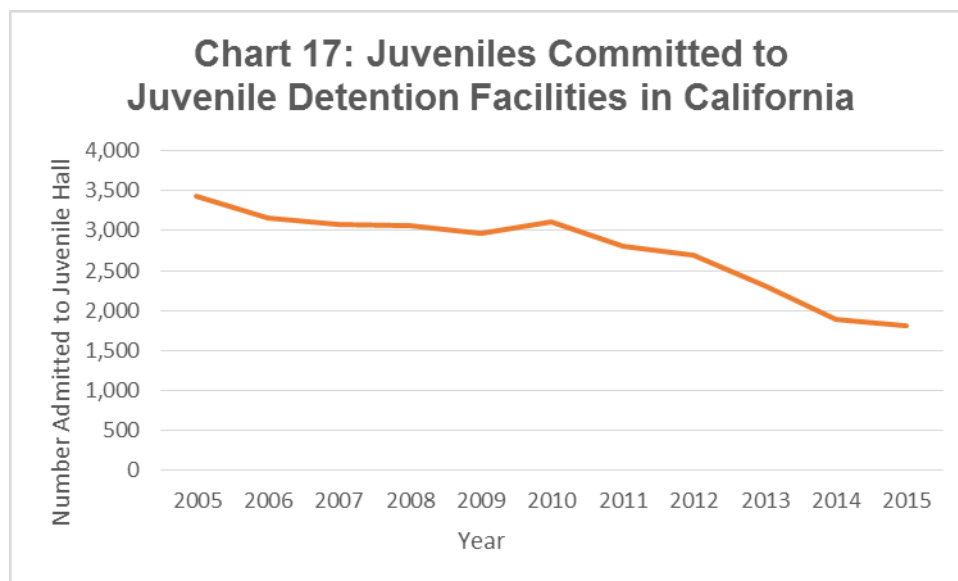
Table 1 lists juveniles detained by gender over a ten year period. Although CalDOJ estimates that about 48 percent of the juvenile population is female and about 52% is male, approximately 3 out of 4 juveniles detained were male.

Table 1: Juveniles Detained by Gender

Year	Male	Female
2005	76.0%	24.0%
2006	76.6%	23.4%
2007	76.8%	23.2%
2008	77.1%	22.9%
2009	76.9%	23.1%
2010	77.0%	23.0%
2011	75.9%	24.1%
2012	76.2%	23.8%
2013	76.4%	23.6%
2014	76.1%	23.9%
2015	75.0%	25.0%

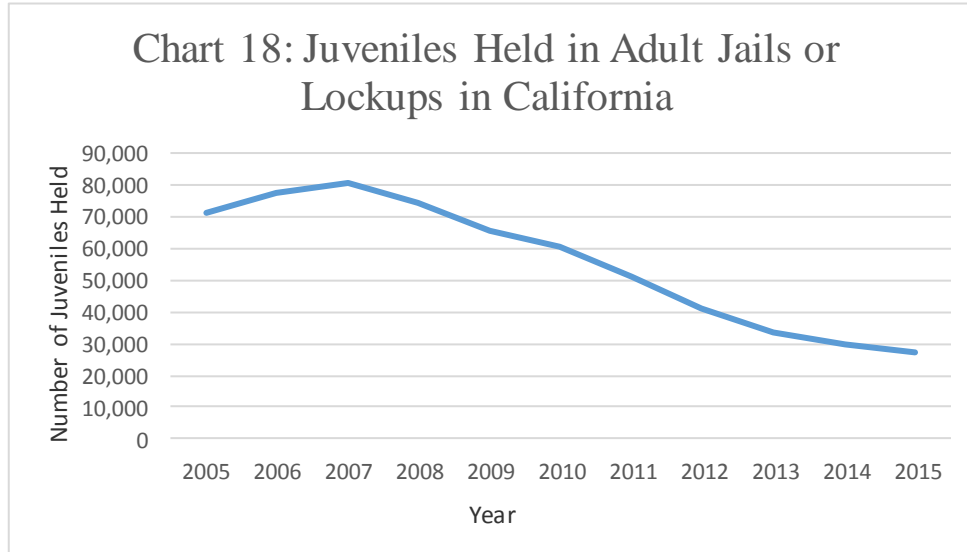
Source: California Department of Justice, Juvenile Justice in California, 2015

Chart 17 shows an annualized snapshot (one day per quarter for four quarters) of post-disposition commitments to juvenile detention facilities, which continue to decline.



Source: Juvenile Detention Profile Survey, Board of State and Community Correct

Chart 18 shows the number of juveniles held in adult jails or lockups. In California, juveniles are not admitted to adult jails or lockups pre-disposition, only held there. Since 2008, the number of juveniles held in adult jails or lockups has decreased, reaching a low of 27,289 in 2015.



Source: Monthly Report on the Detention of Minors, Board of State and Community Corrections

B. California's Priority Juvenile Justice Needs/Problem Statements

The BSCC works in partnership with local corrections systems and assists efforts to achieve continued improvement in reducing recidivism through evidence-based practices (EBP).

California counties have the responsibility to provide services to youth. The BSCC assists counties by providing federal and state grant awards that help support their youth services. The BSCC's grant awards typically require counties and community partners to develop a local strategic plan that involves local stakeholders, leaders from multiple disciplines, and prior offenders to determine the gaps in the continuum of care for their youthful offenders. These plans may include leveraging resources to support collaboration and to sustain local projects once grant funds have ended.

SACJJDP

State Plan

The BSCC annually reviews its crime data analysis, needs, and program effectiveness and reports these in the annual GMS and DC-TAT progress report systems. SACJJDP uses this information to develop a Three-Year Plan for Board approval that provides for the coordination and maximum utilization of existing juvenile delinquency programs, programs operated by public and private agencies and organizations, and other related programs (such as education, special education, recreation, health, and welfare programs) in the state. Both the SACJJDP and the BSCC Board are made up of a variety of state and local criminal/juvenile justice system stakeholders, community treatment providers, advocates and members of the public, which provide for active consultation with and participation of units of local government and the community in the development on the state plan. The SACJJDP plans to seek additional input from juveniles currently under the jurisdiction of the juvenile justice system when developing its new Three Year Plan for FFY 2018-2020. SACJJDP reviewed its Three Year Plan on January 13, 2017 and recommended approval of its FFY 2017 (third year update to its Three Year Plan) on March 15, 2017. The SACJJDP prioritized the following three priority juvenile justice needs/problems for FY 2015-FY 2017:

1. ***Reducing Racial and Ethnic Disparity (R.E.D.):*** R.E.D. includes direct services, education/ awareness, and support through resources and advocacy to address disparities in the juvenile justice system that impact youth of color. The R.E.D. Enhanced 2014-18 subgrants are structured with a R.E.D. identification stage; further assessment, education and infrastructure phase; development of a community collaborative to design intervention strategies; and an implementation and monitoring phase. BSCC provides training opportunities whereby project directors and other local criminal justice stakeholders receive training that includes discussions of implicit bias and racial and ethnic disparity.

Through its direct service grants, BSCC makes Title II funds available to subgrantees who can choose to use some of that funding to hire their own R.E.D. experts and sponsor their own R.E.D. trainings for staff and stakeholders.

The BSCC is also charged with developing recommendations and best practices regarding standardization of juvenile justice race and ethnicity data collected or reported by counties as required by the recently enacted state legislation. (Assembly Bill 1998, Ch. 880, Stats. 2016.)

BSCC R.E.D. Georgetown Certificate Program Participation/Implementation of Capstone Project: The BSCC's Capstone Project has three steps. The first step is the completion of a BSCC evaluation that examines BSCC's operations and how they might impact community racial and ethnic disparities. The second and third steps are an internal staff survey and training informed by the report and survey results. Completion of the Capstone Project will include Board consideration of any recommendations resulting from the evaluation and implementation of any that may be approved.

2. ***Evidence-Based Practices (EBP):*** It is critical that projects are supported in developing the capacity for implementing EBP, developing evaluation designs and data collection systems for quality assurance, and measuring performance outcomes. The BSCC requires in its Request for Proposals for Title II local awards their use the following four principles of effective intervention:
 - The Risk Principle focuses attention on the crucial question of *WHO* is being served and calls for targeting the highest risk offenders.
 - The Need Principle requires that priority be given to addressing criminogenic risk/need factors with a clear focus on *WHAT* programs are delivered.
 - The Responsivity Principle conveys the importance of using behavioral treatment approaches to achieve the best possible outcomes and requires attention to the question of *HOW* programs are delivered.
 - The Fidelity Principle draws attention to *HOW WELL* programs are delivered and reiterates the necessity that programs be implemented as designed.
3. ***Quality Education for Youth:*** Providing high quality education in juvenile justice secure care settings is necessary and should be developmentally appropriate and focus on youth's educational, social-emotional, behavioral and career planning needs. The Sacramento County Office of Education (SCOE) provides a life science curriculum in a juvenile detention facility where students grow and market food products through one of our Title II Local Assistance Grants. It is also critical that students receive transition services while in secure settings to link them back to their regular school of attendance as soon as possible upon release. Several of our Title II Local Assistance subgrantees operate comprehensive reentry programs and may also provide credit recovery.

Local Assistance Grant Administration

Many of the decisions made by the BSCC directly impact the day-to-day operations of local public safety agencies and service providers. To ensure successful program design and implementation, it is essential that those impacted are included in the decision making process. The BSCC uses Executive Steering Committees (ESCs) to inform decision making related to the Board's programs, including distributing funds and developing regulations. ESCs help the BSCC to work collaboratively in changing environments and create positive partnerships critical for success.

This collaborative approach is supported by BSCC's statute, Penal Code section 6024 (c), which states:

"The Board shall regularly seek advice from a balanced range of stakeholders and subject matter experts on issues pertaining to adult corrections, juvenile justice, and gang problems relevant to its mission. Toward this end, the Board shall seek to ensure that its efforts

1. are systematically informed by experts and stakeholders with the most specific knowledge concerning the subject matter,
2. include the participation of those who must implement a board decision and are impacted by a board decision, and
3. promote collaboration and innovative problem solving consistent with the mission of the Board.

The Board may create special committees, with the authority to establish working subgroups as necessary, in furtherance of this subdivision to carry out specified tasks and to submit its findings and recommendations from that effort to the board."

In order to provide for an equitable distribution of the assistance received under section 222 [42 U.S.C. 5632] within the state, including in rural areas, the Title II ESC develops population-based funding thresholds for small, medium, and large jurisdictions. Following a competitive request for proposal process, ESC members (raters) are provided training and then rank proposals received in each jurisdiction size. Not later than 30 days after their submission to the SACJJDP for review, the SACJJDP is provided the opportunity to review the proposals and ESC proposal ratings and to develop an award recommendation to the Board.

The SACJJDP previously recommended, and the BSCC approved, the allocation of over \$3,000,000 per year [given anticipated federal award amounts to be at least equal to prior federal fiscal years] for four years (10/1/15-9/30/19) for local subgrantee awards to provide funding for the following federal program purpose areas:

- Aftercare/Reentry
- Alternatives to Detention*
- Delinquency Prevention*

- Diversion*
- Juvenile Justice Systems Improvement
- Native American*

*May support school programs specifically.

The local 2015 Title II solicitation, as developed by the Title II/Tribal Youth Grant Executive Steering Committee (ESC) with guidance and leadership from the SACJJDP included language that directed applicants to incorporate evidenced-based practices, principles, and strategies, consider racial and ethnic disparities in their system, and be prepared to delineate some outcome measures by age, gender, and race/ethnicity.

Based on a competitive Request for Proposals (RFP) process completed in the fall of 2015, Title II Formula Grant funds continue to support 12 local entities: seven (7) community-based organizations; four (4) juvenile probation departments; and one (1) police department. Of these subgrantees, five (5) support the Aftercare/Reentry Program Purpose Area (PPA); two (2) support the Alternatives to Detention PPA; two (2) support the Delinquency Prevention PPA; and three (3) support the Diversion PPA. These Title II subgrantees are currently in year two and will be entering year three 3 in FFY 2017.

The RFP process also included the solicitation for federally recognized Tribes to apply for Title II Formula Grant funds to provide services to Tribal Youth. Based on the Native American subject matter experts, this RFP was built upon the beliefs and values associated with Native culture as defined in the Gathering of Native Americans (GONA) principles: Belonging: Creating a Culture of Inclusion; Mastery- Starting a Path to Healing; Interdependence- Fostering Personal and Community Development; and Generosity- Honoring the Tradition of Giving Back to the Community. In addition to factoring in traditional values and ‘ways of knowing,’ specific elements deemed pertinent to cultural needs were also encouraged: capacity building for Tribal communities; culture is prevention; holistic approaches to community wellness including interconnectedness and community empowerment; and incorporation of traditional practices (ceremony, spiritual connection, cultural participation). This RFP produced two subgrantees supporting the Native American PPA. These Tribal subgrantees are currently in year two and will be entering year three 3 in FFY 2017.

Additionally, there are four (counties that were competitively awarded Title II Formula Grant dollars in 2014 to support broad system reform with the ultimate goal/vision of eliminating racial and ethnic disparities in California’s juvenile justice system. These funds support county probation departments in understanding and identifying disproportionalities and disparities in the system by analyzing their own data along the justice continuum for more informed decision-making. Title II R.E.D. funds are meant to equip agencies and local community partners with the tools and resources needed to provide leadership in developing and/or strengthening community-based R.E.D. activities. These R.E.D. subgrantees are currently in year three and will be entering their fourth and final year in FFY 2017. The purpose of year three is to support the education of stakeholders (e.g., community, families, youth, law enforcement, judges, district attorneys, public defenders, youth/community serving agencies, commissions and juvenile justice councils) about the probation department’s R.E.D. efforts and to

engage all stakeholders in the development of a comprehensive, county-specific, long-term R.E.D. reduction plan. The focus for FFY 2017 will be on implementing and monitoring their R.E.D. reduction plans.

Please note: The CDCR is the designated state department that oversees the OJJDP funded Prison Rape Elimination Act (PREA) Initiative.

3. Plan for Compliance with the First Three Core Protections of the JJDP Act and the State's Compliance Monitoring Plan – see report submitted February 28, 2017

California is in alignment with the four core requirements of the JJDP Act. Evidence that California complies with 42 U.S.C. 5633, Section 223(a)(11-14) and the Valid Court Order Exception at 42 U.S.C. 5633 Section 223(a)(23) is contained in the on-line Compliance Tool and Compliance Monitoring Plan submitted February 28, 2017. There is in effect a policy that requires individuals who work with both juveniles and adult inmates, including in collocated facilities, have been trained and certified to work with juveniles. The SACJJDP approved submission of its 2015 Compliance Monitoring Annual Report to the Governor and Legislature on January 13, 2017 and its 2016 Compliance Monitoring Annual Report to the Governor and Legislature on March 15, 2017. The SACJJDP will continue to be kept apprised of the BSCC's plan for compliance monitoring and will be involved in the identification of barriers and strategies.

4. Plan for Compliance with the Reducing Racial and Ethnic Disparity (R.E.D.) Core Protection – see report submitted February 28, 2017

California complies with the JJDP Act requirement to address juvenile delinquency prevention efforts and system improvement efforts designed to reduce, without establishing or requiring numerical standards or quotas, the disproportionate number of juvenile members of minority groups who come in to contact with the juvenile justice system.

5. Coordination of Child Abuse and Neglect and Delinquency Programs

A. Reducing the Caseload of Probation Officers

Currently, the BSCC does not provide any grants to units of local government in order to reduce the caseload size of probation officers.³² However, BSCC requires its federal subgrantees (Title II, JABG, and JAG) to use EBP, which emphasize smaller officer to juvenile ratios for more intensive types of caseloads. Many county probation

³² <http://tarrant.tx.networkofcare.org/ps/library/article.aspx?id=1831>
www.appa-net.org/eweb/docs/appa/pubs/SMDM.pdf
www.appa-net.org/eweb/docs/APPA/stances/ip_CSPP.pdf

departments have established specialized and/or reduced caseloads as part of their efforts to implement evidence-based practices and/or replicate proven programs. In addition, the state grants provides local funding for diversion, prevention, intervention, and alternatives to detention which help to reduce the overall caseload.

B. Sharing Public Child Welfare Records with the Courts in the Juvenile Justice System

California does not have a statewide agency to oversee the coordination and sharing of child welfare records with the juvenile courts in each county. County departments have sole responsibility for the administration of child welfare/dependency issues and juvenile probation services, and each county's coordination and information sharing efforts are unique.

C. Establishing Policies and Systems to Incorporate Relevant Child Protective Services Records Into Juvenile Justice Records

There is no statewide agency that oversees the incorporation of child protective service records with the juvenile justice records in each county. As county departments have sole responsibility for the administration of child protective and juvenile probation services, each county's coordination and information sharing efforts are unique.

6. Collecting and Sharing Juvenile Justice Information

CalDOJ

The CalDOJ collects statewide information through a variety of sources, makes data available on its website, and annually publishes data in its Crime in California and in Juvenile Justice in California reports.³³

BSCC

In 2014, Assembly Bill (AB) 1468 (Ch. 26, Statutes of 2014) established the Juvenile Justice Data Working Group (JJDWG) within the BSCC and stated: “[t]he purpose of the working group is to recommend options for coordinating and modernizing the juvenile justice data systems and reports that are developed and maintained by state and county agencies.” In 2016, the JJDWG provided recommendations to the Legislature and Governor, including one to make improvements to the Juvenile Detention Profile Survey (JDPS), managed by the BSCC by updating it to include additional demographic data. For more information please see attachment A - Executive “Summary Rebuilding California’s Juvenile Justice Data System.”

In 2015, the JJDWG also provided “Recommendations to Revise County Reporting Requirements for the Juvenile Justice Crime Prevention Act (JJCPA) and Youthful

³³ <https://oag.ca.gov/crime>

Offender Block Grant (YOBG) Programs;” For more information, please see Attachment B.

In September 2016, the Governor signed AB 1998 (Ch. 880, Statutes of 2016), which among other things, codified several recommendations made by the JJDWG. It provided for streamlining JJCPA and YOBG reporting requirements and added Section 6033 to the Penal Code which states, “The Board of State and Community Corrections shall by January 1, 2018, develop recommendations for best practices and standardization for counties on how to disaggregate juvenile justice caseload and performance and outcome data by race and ethnicity.”

The BSCC routinely requires its grantees/subgrantees to provide progress reports and uses them collect demographic, service provision/system improvement, and outcome data. The JJCPA-YOBG grant requires submission of a comprehensive juvenile justice plan and countywide juvenile justice data. The Proud Parenting grant requires a cross-site evaluation of program activities and both the Juvenile MIOCR and CalGRIP grants require evaluation plans/final evaluations. The BSCC reports annually to the Legislature on JJCPA-YOBG, and Juvenile MIOCR.

RRI data is collected by CalDOJ and distributed upon request to the BSCC and annually to Chief Probation Officers. CalDOJ’s Juvenile Court and Probation Statistical System (JCPSS) collects a variety of juvenile statistical data, including information regarding R.E.D. from 56 county probation departments on a yearly basis. Each year, there is a difference between the number of referrals to probation via the JCPSS and the number of juvenile arrests reported by law enforcement agencies as “referred to juvenile court and probation” via the Monthly Arrest and Citation Register (MACR). The differences are due, in part, to the different programs and definitions used by law enforcement agencies and probation departments for submitting data to the California CalDOJ. However, there are two primary reasons for the difference:

- Probation departments report caseload information while law enforcement agencies report information on individual arrests.
- The JCPSS counts only those juveniles who have a final disposition reported to the California CalDOJ. Many probation departments divert juveniles out of the system into other “community based” programs. As a result, many juveniles who are diverted after being referred by law enforcement agencies are not reported on JCPSS.

When reviewing and interpreting RRI results, there are several caveats that need to be taken into account. Different jurisdictions may interpret the definitions of various data elements and decision points differently or use different sources of information to collect them based on their available data. To help combat this, both the JCPSS manual and the BSCC R.E.D. grantee Progress Report guidelines provide a set of definitions for counties to use. In addition, the data are based on an “event” within the juvenile system so counts along the continuum at each decision point cannot be interpreted as a count of the number of youth as a single youth may have multiple events during the reporting periods. Therefore, the RRI values provided cannot be directly compared to those reported by other government agencies nor can they be exclusively relied upon to

shape California's R.E.D. Compliance Plan. However, because R.E.D. efforts are a local matter, and the most successful R.E.D. efforts appear to derive from local leadership rather than state prescribed efforts, the BSCC allows the RRI to inform local decision-makers, and the state responds accordingly by providing continued guidance, monitoring, and evaluation.

All four of the current county probation departments receiving Title II funds to undertake the reduction of disparity and disproportionality continue to use a data-driven process to guide their efforts. In addition to the RRI data collected through the California CalDOJ, the BSCC also requires R.E.D. grantees to submit the following local data disaggregated by race/ethnicity and gender on a quarterly basis:

- Juvenile Arrests
- Juvenile Hall Bookings
- In-Custody Holds for Detention Hearings
- Petitions Filed
- Petitions Sustained
- Institutional Commitments

7. Budget Narrative

A. Program Descriptions

During the development of the 2015 California State Plan, the BSCC was in the competitive RFP phase for the distribution of Title II Formula Grant monies. The applicable Executive Steering Committees set application funding thresholds for applicants by county size: small (population less than 200,000), medium (population between 200,001 and 700,000), and large (population 700,001 and greater) Grant applications received were rated in and ranked in each category. The final subgrantee awards reviewed and approved by SACJJDP and BSCC included the following:

Tribal Grants: 1 small and 1 medium county

R.E.D. Grants: 1 small, 2 medium, and 1 large county

Title II Grants: 2 small, 4 medium, and 6 large counties

Please see Attachment 4 for descriptions of the current Title II, Tribal, and R.E.D. Grant award recipients' projects. Program updates are shared with the SACJJDP on an annual basis. Current project progress and outcomes will be discussed with SACJJDP prior to completion of next year's plan.

This update includes those PPAs and budget line items identified within the RFP (Aftercare/Reentry, Alternatives to Detention, Compliance Monitoring, Delinquency Prevention, R.E.D., Diversion, Native American, Planning & Administration, and SAG) and a list of projects awarded funding. Although Formula Grant Program Areas 5, 12,

23, and 30 were not specifically identified in the RFP, please note that many of the local programs awarded funding do provide services targeted by assessed risk and needs, programs and counseling services that work pre-and post-confinement with youth and their family members to strengthen families and the ability of youth to remain in their homes, mental health services for youth in and out of custody, gender-specific services, and services in rural areas. In the new FFY 2018-2020 Three Year Plan, consideration will be given, and assistance will be available for approaches designed to strengthen the families of delinquent and other youth to prevent delinquency (which approaches should include the involvement of grandparents or other extended family members when possible and appropriate, and the provision of family counseling during the incarceration of juvenile family members and coordination of family services when appropriate and feasible. All mandatory performance measures required by OJJDP are included in quarterly Title II progress reports directly from the projects; optional/non-mandatory measures were determined by project-types and are being collected on quarterly Title II progress reports based on the program purpose area for which each individual local project has applied and is receiving funds. Please see Attachments 5a – 5f for actual BSCC Title II Quarterly Progress Report Templates per project PPA.

I: Aftercare/Reentry

State Program Area: 01

Standard Program Area: 01

Aftercare services feature: transition planning; individualized assessment; educational, vocational and recreational planning; crisis intervention; community service; counseling for adjustment and social skills building; and life skills training. California is committed to promoting this evidence-based model through grant funding so more of its youth will be supported and linked within their community.

Goal: Increase the number of youth who, upon exiting secure detention, have a documented continuum of care plan to reduce their risk of recidivating.

Objectives:

1. Increase the use of reentry planning as a means to reintegrate back into the community;
2. Increase the use of promising approaches/EBPs; and
3. Expand effective services through strategic partnerships and stakeholders in the community.

Activities and Services:

Through participation in aftercare/reentry programs, a greater number of youth exiting the justice system will participate in programs designed to improve positive youth behavior and increase public safety without exposing youth to unnecessary restriction. Partnerships among probation or an agency within the jurisdiction, as well as with local service providers including schools, community-based organizations, counseling/therapy providers, local businesses, and faith-based organizations are necessary for successful implementation.

Performance Measures: All mandatory performance measures are being captured in quarterly Title II progress reports; optional/non-mandatory measures are being collected

based on the program purpose area for which each individual local project has applied and is receiving funds. Performance measures include:

- The amount of federal funds in whole dollars that were awarded for Aftercare/Reentry;
- Number of program youth served;
- Number and percent of program youth who re-offended during participation in the project and those who re-offended during the 6-12 months after the participant exited the program; and
- Number and percent of program youth completing program requirements.
- Please see Attachment 5a for optional/non-mandatory performance measures being collected from the awardees in the Aftercare/Reentry PPA.

Number of Subgrants: 5 out of the 12 total local assistance subgrantees

Budget: Formula Grant Funds
\$824,158

II: Alternatives to Detention

State Program Area: 02

Standard Program Area: 02

In California, youth may be detained pre- and post-adjudication for offenses posing no threat to themselves or the public and when there is no indication of flight risk. Community-based alternatives are an underutilized option for addressing the vast majority of youthful offender behavior that lies outside the parameters of public safety and/or flight risk.

Goal: Reduce the number of youth held in secure detention.

Objectives:

1. Expand the use of alternatives to detention;
2. Increase the use of promising approaches/EBPs; and
3. Increase effective alternatives through strategic incentives.

Activities and Services:

Through participation in alternatives to detention programs, a greater number of youth coming into contact with the justice system will participate in programs designed to improve positive youth behavior and increase public safety without exposing youth to unnecessary restriction. Partnerships among probation or an agency within the jurisdiction, as well as with local service providers including schools, community-based organizations, counseling/therapy providers, local businesses, and faith-based organizations are necessary for successful implementation.

Performance Measures: All mandatory performance measures are being captured in quarterly Title II progress reports; optional/non-mandatory measures are being collected based on the program purpose area for which each individual local project has applied and is receiving funds. Performance measures include:

- The amount of federal funds in whole dollars that are awarded for Alternative to Detention programs;
- Number of program youth served;
- Number and percent of program youth who offended during participation in the project and those who offended during the 6-12 months after the participant exited the program;
- Number and percent of program youth who reoffended during participation in the project and those who reoffended during the 6-12 months after the participant exited the program; and
- Number and percent of program youth completing program requirements.
- Please see Attachment 5b for optional/non-mandatory performance measures being collected from the awardees in the Alternatives to Detention PPA.

Number of Subgrants: 2 out of the 12 total local assistance subgrantees

Budget: Formula Grant Funds
\$363,599

III: Compliance Monitoring

State Program Area: 06

Standard Program Area: 06

Three of the four requirements of the JJDPA have been codified in California statute and regulations and, in many cases, exceed JJDPA requirements. The BSCC is given the authority to monitor facilities affected by the JJDPA for compliance with federal and state standards. The range of facilities in the compliance monitoring universe, along with the transitional nature of many personnel working in these facilities, necessitates provision of ongoing monitoring and technical assistance.

Goal: Increase compliance of state and local police, sheriff, and probation detention facilities with federal requirements to deinstitutionalize status offenders, remove juveniles from adult jails and lockups, and ensure separation between juveniles and adult inmates.

Objective 1: Improve monitoring of compliance.

Activities and Services:

- Conduct annual or biennial on-site inspections of each detention facility;
- Review detention facility policies and procedures; and
- Provide technical assistance.

Objective 2: Verify data collection efforts/systems in detention facilities that are affected by the JJDPA.

Activities and Services:

- Collect regular data from detention facilities;
- Follow up on self-report data; and
- Conduct annual or biennial on-site inspections of each detention facility.

Objective 3: Maintain compliance with core protections.

Activities and services planned:

- Collect regular data from detention facilities;
- Follow up on self-report data;
- Provide technical assistance; and
- Conduct annual or biennial on-site inspections of each detention facility.

Number of Subgrants: N/A

Budget: Formula Grant Funds
\$300,000

IV: Delinquency Prevention

State Program Area: 09

Standard Program Area: 09

Delinquency prevention efforts in California seek to redirect youth who are considered at-risk for delinquency or who have committed a delinquent offense from deeper involvement in the juvenile justice system.

Goal: Redirect the number of youth who are considered at-risk for delinquent behavior.

Objectives:

1. Expand the use of alternatives to detention that will either divert at-risk youth from coming into contact with the juvenile justice system or from deeper involvement in the system;
2. Increase the use of promising approaches/EBPs; and
3. Increase effective prevention programs through strategic incentives.

Activities and Services: Delinquency prevention programs seek to prevent youth from coming into contact with the juvenile justice.

Performance Measures: All mandatory performance measures are being captured in quarterly Title II progress reports; optional/non-mandatory measures are being collected based on the program purpose area for which each individual local project has applied and is receiving funds. Performance measures include:

- The amount of federal funds in whole dollars that are awarded for Delinquency Prevention programs;
- Number of program youth served;
- Number and percent of program youth who offended during participation in the project and those who offended during the 6-12 months after the participant exited the program;
- Number and percent of program youth who reoffended during participation in the project and those who reoffended during the 6-12 months after the participant exited the program; and
- Number and percent of program youth completing program requirements.
- Please see Attachment 5c for optional/non-mandatory performance measures being collected from the awardees in the Delinquency Prevention PPA.

Number of Subgrants: 2 out of the 12 total local assistance subgrantees

Budget: Formula Grant Funds
\$557,518

V: Reducing Racial and Ethnic Disparity (R.E.D.)/Disproportionate Minority Contact (DMC)

State Program Area: 10

Standard Program Area: 10

California's minority youth are disproportionately represented as they progress through the juvenile justice system and the differences between minority and non-minority juveniles' representation becomes amplified at each successive decision point - from contact through commitment³⁴.

Goal: Reduce the number of youth of color coming into contact with the juvenile justice system.

Objectives:

1. Continued support for County Probation Departments that have a data driven, long-term R.E.D. initiative under way within ; and
2. Provide statewide R.E.D. education strategically and through the development of collaborative partnerships at the state level.

Activities:

- The R.E.D. grants include incremental phases (resulting in a four-year grant cycle). Grants have been awarded through a RFP process to four county probation departments.
- Through the leveraging of state and federal funds, continue providing education and awareness.

Performance Measures: All mandatory performance measures are being captured in quarterly Title II progress reports; optional/non-mandatory measures are being collected based on the program purpose area for which each individual local project has applied and is receiving funds. Performance measures include:

- The amount of federal funds in that are allocated to address R.E.D.;
- The number of staff trained on R.E.D.; and
- The number of assessment tools revised as a response to R.E.D. identification and analysis.
- Please see Attachment 5d for optional/non-mandatory performance measures being collected from the awardees in the DMC PPA.

Note: Since this award is exclusively for system reform and policy change(s) to reduce implicit bias and agency activities that could increase the disproportionalities at the local level, the mandatory performance measures requesting data on youth served are not applicable.

Number of Subgrants: 4

Budget: Formula Grant Funds
\$1,000,000

³⁴ www.ojjdp.gov/compliance/dmc_ta_manual.pdf

VI: Diversion

State Program Area: 11

Standard Program Area: 11

Diverting a minor from the juvenile justice system can include having them complete a community-based intervention rather than being detained.

Goal: Increase the number of youth redirected from formal processing in the juvenile justice system.

Objectives:

1. Increase restorative justice strategies as part of effective diversion practices;
2. Increase the use of promising approaches/EBPs; and
3. Expand the use of effective diversion programs through strategic incentives while holding youth accountable for their actions.

Activities and Services:

- Through participation in diversion programs, a greater number of at-risk youth will participate in programs designed to improve positive youth behavior and increase public safety without having youth enter into the juvenile justice system. Partnerships among the probation or agency within the jurisdiction, as well as with local service providers including schools, community-based organizations, counseling/therapy providers, local businesses, and faith-based organizations are necessary for successful implementation.

Performance Measures: All mandatory performance measures are being captured in quarterly Title II progress reports; optional/non-mandatory measures are being collected based on the program purpose area for which each individual local project has applied and is receiving funds. Performance measures include:

- The amount of federal funds in whole dollars that are awarded for Diversion programs;
- Number of program youth served;
- Number and percent of program youth who offended during participation in the project and those who offended during the 6-12 months after the participant exited the program;
- Number and percent of program youth who reoffended during participation in the project and those who reoffended during the 6-12 months after the participant exited the program; and
- Number and percent of program youth completing program requirements.
- Please see Attachment 5e for optional/non-mandatory performance measures being collected from the awardees in the Diversion PPA.

Number of Subgrants: 3 out of the 12 total local assistance subgrantees

Budget: Formula Grant Funds
\$678,718

VII: Native American Programs

State Program Area: 22

Standard Program Area: 22

According to the 2010 U.S. census data, California has the highest population of Native American and/or Alaska Native heritage than any other state in the country with a population of 723,225.³⁵ There are 104 federally recognized Native American Tribes in California in comparison with 556 tribes in all of United States.³⁶ The tribes exist throughout the state, including highly populated cities and rural areas, as well as across different topographies and state boundaries.³⁷

The Hoopa Valley Tribe is a federally recognized tribe with almost 2,500 members.³⁸ The Hoopa Valley reservation is the largest reservation in California with almost 93,000 acres.³⁹ The Karuk Tribe is also one of the largest tribes in California with approximately 4,800 members. In contrast to the Hoopa Valley Tribe, the Karuk Tribe has a greater population over a much smaller land base.⁴⁰

Goal: Bolster information sharing so that we can enhance the level of guidance and feedback on tribal issues.

Objectives:

- Enhance capacity building and sustainability for our tribal partners in their efforts to provide prevention services.
- Work collaboratively with the California Attorney General's Office, Office of Indian Affairs to stay abreast of emerging issues confronting the Native American communities in California.

Activities and Services:

- Engage SACJJD members regarding tribal issues and disparity issues; and
- Continue support of the Title II focus areas that strategically correspond to the identified tribal issues.

Performance Measures: All mandatory performance measures are being captured in quarterly Title II progress reports; optional/non-mandatory measures are being collected based on the program purpose area for which each individual local project has applied and is receiving funds. Performance measures include:

³⁵ 2010 Census Briefs, The American Indian and Alaska Native Population: 2010.

³⁶ <https://www.bia.gov/WhoWeAre/BIA/OIS/TribalGovernmentServices/TribalDirectory/index.htm>
<http://www.ncsl.org/research/state-tribal-institute/list-of-federal-and-state-recognized-tribes.aspx#ca>

³⁷ <http://www.courts.ca.gov/3066.htm>

³⁸ Healy, Donald T. & Peter J. Orenski. Native American Flags. Hoopa Valley Tribe – California. Page 90. Univ. of Ok Press 2003.

³⁹ <https://energy.gov/indianenergy/hoopa-valley-tribe-2006-project>; Executive Order June 23, 1876
http://digital.library.okstate.edu/kappler/Vol1/HTML_files/CAL0815.html

⁴⁰ SDSU Library & Information, California Indians and Their Reservations: An Online Dictionary.
<http://libguides.sdsu.edu/c.php?g=494769&p=3386621>

- The amount of federal funds in whole dollars that are awarded for Native American/Tribal Youth programs;
- Number of program youth served;
- Number and percent of program youth who offended during participation in the project and those who offended during the 6-12 months after the participant exited the program;
- Number and percent of program youth who reoffended during participation in the project and those who reoffended during the 6-12 months after the participant exited the program;
- Number and percent of program youth who receive services for substance use and number of youth who exhibited a decrease in substance use; and
- Number and percent of program youth completing program requirements.
- Please see Attachment 5f for optional/non-mandatory performance measures being collected from the awardees in the Native American PPA.

Budget: Formula Grant Funds
\$125,000

Number of Subgrants: 2

VIII: Planning and Administration

State Program Area: 23

Standard Program Area: 23

The Planning and Administration funds are used for staff positions identified on page 49 of this application, administration expenses, and upon OJJDP approval, which is currently pending, a 10% de Minimis Indirect Cost Rate. These funds also represent “fair share” obligations within California that are mandatory for federal awards; these funds make up the State-Wide Cost Allocation Plan (SWCAP) General Fund recoveries of statewide general administrative costs (i.e., indirect costs incurred by central service agencies) from federal funding sources [Government Code (GC) Sections 13332.01 through 13332.02]. SWCAP apportions central services costs to state departments; however, it includes only statewide central services that are allowable under federal cost reimbursement policies. The SWCAP rate is developed and provided annually to all State Administering Agencies (SAA) of federal awards, grants, and contracts by the California Department of Finance (DOF). In addition, Administrative Planning and Administration funds are used for development of the Three Year Plan and related grant development, administration and monitoring. Examples of such expenses include, but are not limited to the following: on-site travel expenses for fiscal and program monitoring responsibilities, CJJ/OJJDP conference registration/travel costs for both BSCC staff and applicable SAG members; SACJJDP/Executive Steering Committee/R.E.D. Subcommittee work on Title II grant development (including producing an RFP for the local assistance grants and rating grant applications received). The BSCC provides for such fiscal control and fund accounting procedures necessary to ensure prudent use, proper disbursement, and accurate accounting of funds received under Title II. During FFY years 2001-2016, the BSCC did not receive under section 222 [42 U.S.C. 5632] any amount that exceeded 105 percent of the amount the state received under such section for fiscal year 2000, which was \$5,100,000. If an amount in excess of \$5,100,000 should be received by the state under section 222 [42 U.S.C. 5632], all of

such excess shall be expended through or for programs that are part of a comprehensive and coordinated community system of services.

Goal: Provide the most efficient resources for the administration, monitoring, and fiduciary responsibilities of the Title II Formula Grant Program.

Objective: Work collaboratively with state and local partners, stakeholders, and peers across the country to identify best practices, models, and strategies for implementation and successful outcomes for at-risk and system-involved youth toward the goal of a fairer and more equitable juvenile justice system increased public safety across California.

Activities: Roles and responsibilities of identified staff/positions are outlined on page 49 of this application.

Performance Measures: N/A

Budget: Formula Grant Funds
\$418,776
State General Fund Match Dollars
\$418,776

The source of state matching funds will be a dollar-for-dollar correlative expenditure for any federal dollars expended (e.g., a single travel expenditure will be split 50/50: 50 percent from state general fund monies and 50 percent from federal Title II funds).

Number of Subgrants: N/A

IX: State Advisory Group (SAG) Allocation

State Program Area: 31

Standard Program Area: 31

Five percent of funds received by the state under section 222 [42 U.S.C. 5632] are budgeted for the SACJJDP to carry out Section 223(a)(3) of the JJDP of 2002. These funds enable the SAG/SACJJDP to carry out its duties and responsibilities, as specified by the Governor and the Act. SACJJDP recommendations discussed at SACJJDP meetings are brought before the BSCC Board for review and final decision. The Governor appointed nine new members to the SACJJDP in 2016, 3 of whom were recommended by SACJJDP members.

Goal: Monitor compliance with Title II Formula Grants Program of the JJDP of 2002 Section 223(a)(3) relating to the SAG/SACJJDP activities.

Objective: Provide comprehensive support of the SAG/SACJJDP through transfer of knowledge, trainings, meetings, and other activities.

Activities and Services: The BSCC supports SAG/SACJJDP in completing its responsibilities. Increase involvement of SAG/SACJJDP members through active engagement and regular subcommittee meetings.

Performance Measures:

- Number of SAG/SACJJDP meetings and subcommittee meetings held;
- The number of grants funded with Title II Grants funds;
- Number and percent of programs using evidence-based models; and
- Number and percent of plan recommendations implemented.

Budget: Formula Grant Funds
\$20,000

Number of Subgrants: N/A

Programmatic and Budget Assurances

BSCC is not designated high risk by another federal grant making agency.

BSCC does not have any pending applications for federal grants or subgrants to support the same project as Title II.

BSCC FFY 2015-17 Title II proposal does not involve a formal research and/or evaluation project. There are no exceptions to the certified assurances.

BSCC complies with Title II Civil Rights requirements, notifies subgrantees of their responsibility to comply, and monitors compliance on site visits. In this way, BSCC requires that youth in the juvenile justice system are treated equitably on the basis of gender, race, family income, and disability. In addition, the BSCC and subgrantees are subject to federal Health Insurance Portability and Accountability Act (HIPPA) regulations and state law regarding the confidentiality of juvenile records. Data subgrantees are required to provide in progress reports is anonymous aggregate data.

8. Subgrant Award Assurance

A. Subgrant Award Selection and Model Programs

Whenever possible, agencies receiving Title II Grant funds through BSCC shall utilize promising, proven, or evidence-based models during implementation.

As part of BSCC's administration of the Title II Grants program, subgrantees must demonstrate program effectiveness each year as a requirement for future funding. Subgrantees are monitored annually by BSCC Field Representatives. Monitoring visits provide opportunities for technical assistance and inspection of fiscal and programmatic source documentation. Additionally, subgrantees are required to submit quarterly progress reports to the BSCC. Professional development training may be provided as a part of the Compliance Monitoring function and R.E.D purpose area/grant administration.

9. State Advisory Board Membership

The BSCC came into existence on July 1, 2012, following enactment of SB 92 (Chapter 36, Statutes of 2011). The provisions of this enabling legislation are in California Penal Code §6024. The BSCC is an independent agency reporting directly to the Governor. The BSCC Board is comprised of 13 members, the majority of whom are appointed by the Governor and subject to Senate confirmation. The Speaker of the Assembly, the Senate Rules Committee, and the Judicial Council of California each appointed one member to the BSCC board. The BSCC is the designated SAA and serves as the supervisory entity for three juvenile justice federal funding sources: the Title II Program, the JABG Program (expending prior FFYs), and the Edward Byrne Memorial Justice Assistance Grant (JAG). The BSCC is designated to serve as the JABG State Advisory Board (SAB) and has the authority to direct BSCC staff to submit an application for JABG funding to the OJJDP.

OJJDP has encouraged SAGs to become more active in all federal funds administered by the designated state agency to minimize the duplication of efforts across federal funding sources. SACJJDP serves as a standing Executive Steering Committee (ESC) of the BSCC. In its current role, SACJJDP makes recommendations regarding the Title II Program to the BSCC, which has the final authority for making decisions on all federally funded programs administered by the BSCC.

The Governor appointed nine new members to the SACJJDP in 2016, 3 of whom were recommended by SACJJDP members. We currently benefit from the input of 7 members who have prior involvement in the juvenile justice system.

A. State Advisory Committee on Juvenile Justice and Delinquency Prevention (SACJJDP) Membership Roster

	Name	Represents	Full-Time Government	Youth Member	Appointment Date	Residence
1	Carol Biondi, Acting Chair carol@thebiondis.net	E			November 2005	Los Angeles
2	James Anderson janderson@antirecidivism.org	E/F		X	July 2014	Los Angeles
3	Brian Back brian.back@ventura.courts.c	B	X		December 2012	Ventura
4	Amos Brown email not available	D			January 2010	San Francisco
5	Michelle Brown Michelle.brown@prob.sbcount	B	X		May 2015	San Bernardino
6	B J Davis bjdavis@strategies4change.o	D			November 2016	Sacramento
7	Carly Dierkhising cdierkh@calstatela.edu	C			May 2016	Los Angeles
8	Miguel Garcia garciamsb15@gmail.com	E/F		X	November 2016	Moreno Valley
9	Juan Gomez jgomez@milpacollective.org	D/H			November 2016	Salinas
10	Susan Harbert susanharbert@gmail.com	B/D			January 2007	Los Angeles
11	Gordon Jackson gjackson@cde.ca.gov	G	X		January 2009	Woodland
12	Sharon King Jovita0318@aol.com	E/H			November 2016	Tustin
13	Ramon Leija Leija.r7@gmail.com	E			November 2016	Indio
14	Susan Manheimer smanheimer@cityofsanmateo	B	X		January 2009	San Mateo
15	Kent Mendoza kentmendoza@antirecidivism	E/F		X	November 2016	Los Angeles
16	Nancy O'Malley nancy.omalley@acgov.org	A/B	X		October 2011	Alameda
17	Winston Peters wpeters@pubdef.lacounty.go	B/C	X		November 2005	Los Angeles
18	Rachel Rios rachelr@lafcc.org	D/H			November 2016	Sacramento
19	Mimi Silbert Email not available	D			April 2005	San Francisco
20	Dante Williams dwilliams@youthsolutions.org	D/H			November 2016	Sacramento

SACJJDP serves in an advisory capacity and has more than 3 members who have been involved in the juvenile justice system.

Letters Represent the Following Designations for Members:

- A. Locally elected official representing general government
- B. Law enforcement and juvenile justice agencies
- C. Public agencies concerned with delinquency prevention
- D. Private nonprofit organizations
- E. Volunteers who work with juvenile justice
- F. Youth workers involved with programs that are alternatives to confinement
- G. Persons with experience in school violence and alternatives to expulsion
- H. Persons with experience dealing with learning disabilities, child abuse, and neglect

10. Staff of the Title II Grant

A. Staff and Organizational Structure

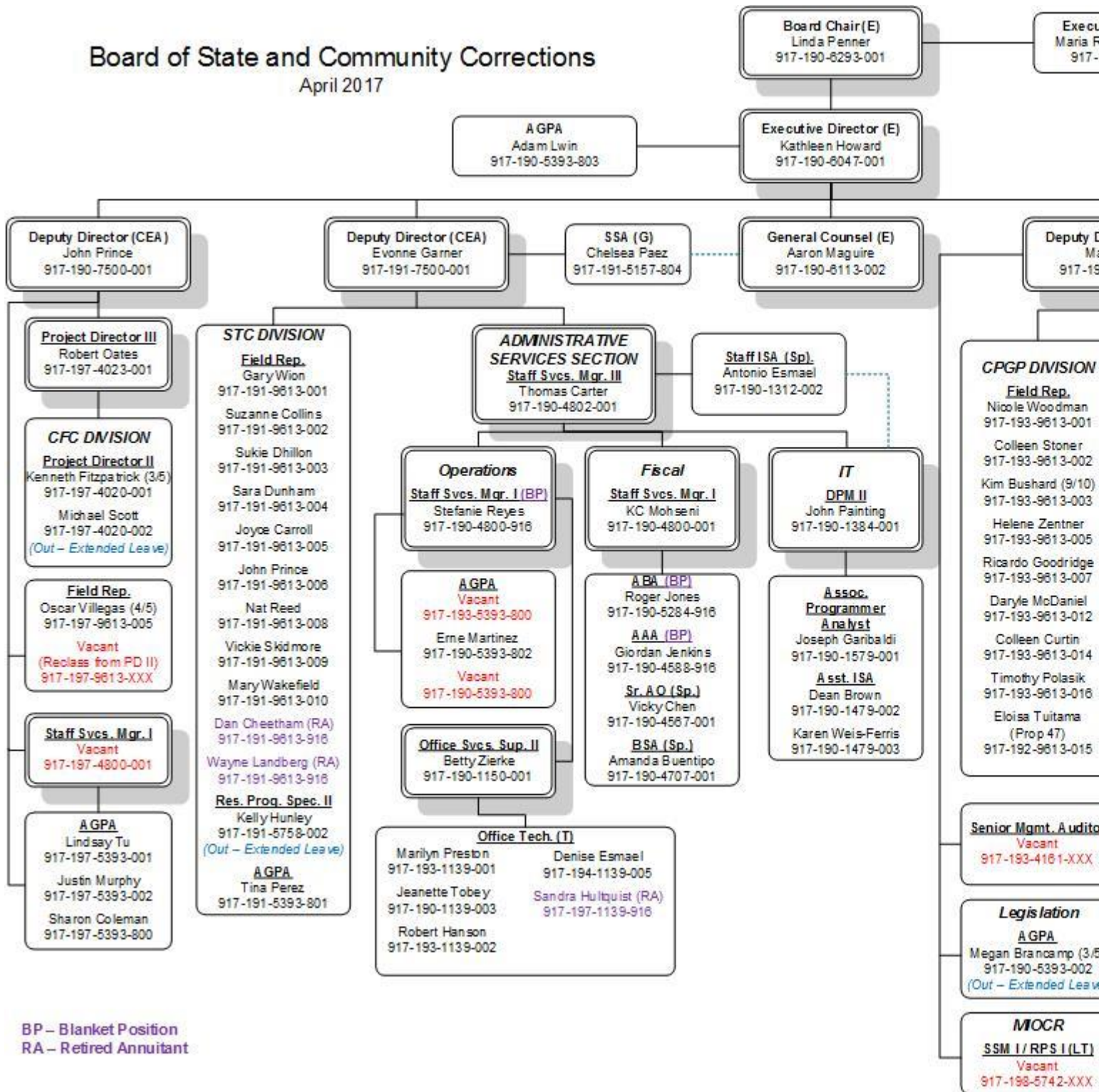
The BSCC's Corrections Planning and Grant Programs (CPGP) Division administers federal and state juvenile justice grant programs

Title II grant funding is used to supplement, not supplant or replace, local and state funding; does not cause the displacement of any current employee; and does not impair an existing collective bargaining relationship, contract for services, or collective bargaining agreement. Written concurrence of a labor organization will be obtained when necessary.

The following is an updated BSCC organizational chart.

Board of State and Community Corrections

April 2017



BP – Blanket Position
RA – Retired Annuitant

Staffing (FY 17 Projections)

The following staff are assigned to the Title II Grant and Compliance Monitoring activities. Projections are rounded and based on time-studies conducted during 2016-17 fiscal year (to date) for Title II and Compliance Monitoring program activities.

Nicole Woodman	Juvenile Justice Specialist; R.E.D. Coordinator (CPGP)	100%
Compliance Monitor		100%
Mary Jolls	Deputy Director (CPGP)	15%
Allison Ganter	Deputy Director (FSO)	15%
Eloisa Tuitama	Field Representative (CPGP)	90%
Lisa Southwell	Field Representative (FSO)	10%
Elizabeth Gong	Field Representative (FSO)	10%
Charlene Aboytes	Field Representative (FSO)	5%
Leslie Heller	Field Representative (FSO)	5%
Mike Bush	Field Representative (FSO)	5%
Steve Keithley	Field Representative (FSO)	5%
Kally Sanders	Staff Services Manager I (CPGP)	13%
Rosa Pargas	Staff Services Manager I (CPGP)	13%
Juanita Reynaga	Assoc. Govt. Program Analyst (CPGP)	13%
Alfonso Jimenez	Assoc. Govt. Program Analyst (CPGP)	63%
Ginger Wolfe	Assoc. Govt. Program Analyst (FSO)	50%
Isabel Diaz	Staff Services Analyst (CPGP)	40%
Ashley Van De Pol	Research Analyst	2%

Due to vacations, absences, special projects and other events, other BSCC staff may periodically charge hours worked on Title II related projects to this fund. The BSCC anticipates establishing a new position, Senior Management Auditor that will charge to this fund, anticipating 25%.

Classifications

Juvenile Justice Specialist/R.E.D. Coordinator: The Juvenile Justice (JJ) Specialist provides staff support for the SACJJDP and assists with the development, implementation, and monitoring of the Title II Three-Year Plan. The R.E.D. coordinator collects and analyzes R.E.D. data, assists with the development, implementation, and monitoring of the R.E.D. Three Year Plan, and provides technical assistance to subgrantees. The JJ Specialist/R.E.D. Coordinator reports directly to the Deputy Director of the CPGP.

Field Representative (CPGP): performs a variety of activities relating to grant administration and oversight for the federal grants. The following is a list of general activities:

- Assist in the preparation of federal applications submitted to the OJJDP for funding for the Title II Formula Grant Program;
- Prepare competitive RFPs as needed and coordinate activities associated with the application process;
- Prepare, review, and approve yearly re-applications;
- Coordinate activities to get both new and on-going grantees under contract;
- Collect and report data pertaining to federal program purpose area activities;
- Provide on-site technical assistance to new grantees regarding data collection, preparing and submitting invoices and budget/program modifications, preparing progress reports, and discussing contract requirements;
- Review and approve/deny quarterly progress reports, invoices and budget/program modifications. If denied, provide technical assistance to correct problems;
- Conduct site visits as needed and a comprehensive monitoring for each grantee. Provide technical assistance as needed to address any problems noted during the on-site visit;
- Prepare site/monitoring reports and monitor Corrective Action Plans to ensure deficiencies are corrected;
- Prepare correspondence sent to grantees, state and federal agencies, counties and cities, and the general public;
- Provide training as needed to professional organizations, state, city, county and non-profit organizations;
- Prepare and submit federal progress reports;
- Review annual financial audits and resolve any questioned or disallowed cost issues; and
- Review and evaluate county compliance with Federal regulations and State law in BSCC contracts.

The provision of technical assistance by Field Representatives includes review and recommendations regarding expenditures, program and budget modifications, local data collection procedures, local research designs and any proposed modifications; training local program evaluators with regard to conducting program evaluations and appropriate statistical analyses; and review and critique of final local program evaluation reports (which must be approved by the BSCC).

Field Representative (FSO): performs a variety of activities relating to compliance monitoring and oversight of the four core requirements. The following is a list of general activities:

- Assist in the preparation of federal applications submitted to the OJJDP for funding for the Title II Formula Grant Program including the Compliance Monitoring Three Year Plan;
- Conduct juvenile facility site inspections;
- Review annual facility inspection reports from Juvenile Court Judges/Juvenile Justice Commissions;

- Follow up with facility administrators and/or Juvenile Court Judges as needed to address missing reports or issues identified during the inspection;
- Collect and report data pertaining to Compliance Monitoring;
- Provide on-site technical assistance to juvenile facility staff and law enforcement;
- Prepare correspondence sent to grantees, state and federal agencies, counties and cities, and the general public;
- Provide training as needed to professional organizations, state, city, county and non-profit organizations;
- Assist in the preparation and submission of federal progress reports;
- Review and evaluate county compliance with Federal regulations and State law in BSCC contracts;
- Review and evaluate county compliance with the four core requirements and State law regarding minimum requirements for juvenile justice facilities (including, but not limited to Title 15 and Title 24); and
- Assist with the juvenile regulations revision process.

The provision of technical assistance by the Field Representative (FSO) includes training stakeholders on the four core requirements and California law regarding minimum standards for juvenile facilities.

Staff Services Manager 1: The Staff Services Managers oversee procedures, processes, and workload for administrative support, grant program, and fiscal staff responsible for invoicing, budgeting, tracking activities, data analysis, reporting, and compliance with due dates on federal activities.

Associate Governmental Program Analyst (CPGP): maintains grant files, works with subgrantees to collect and process subgrantee applications and progress reports, processes monthly and quarterly invoices from all program participants, tracks grantee activity and balances and assists with the preparation and tracking of subgrantee contracts. In addition, analysts work with Field Representatives on data collection and reporting, progress report analysis, and grant administrative technical assistance.

Associate Governmental Program Analyst (FSO): collects and analyzes compliance monitoring data and assists with preparation and submission of the Compliance Monitoring Three Year Plan and annual SACJJD Report to the Governor and Legislature on Compliance Monitoring Recommendations.

Staff Services Analyst: processes monthly and quarterly invoices from subgrantees and vendors/contractors and tracks grantee activity and balances.

Research Analyst: The research analyst provides grant support in RFP rating criteria and evaluation process as well as assistance in required federal and subgrantee data analysis and reporting.

B. List of Juvenile Programs Administered by the BSCC

- **Federal Title II Grants including Tribal Youth and R.E.D.**

California's current Title II plan emphasizes EBP, R.E.D., Quality Education for Youth, and Maintaining Compliance with the Four Core Protections. BSCC Field Representatives conduct grantee monitoring visits and facility site inspections and coordinate/provide applicable training and technical assistance. There are currently 12 subgrantees with programs focusing on Diversion, Delinquency Prevention, and Aftercare/Reentry; 2 Tribal grantees with programs based around GONA principles; and 4 R.E.D. grants based on data analysis and collaborative development of a R.E.D. reduction plan.
- **Federal Juvenile Accountability Block Grant (JABG)**

In FY2014, FY2015 and FY2016, JABG programs were zeroed out in the federal budget. The remaining balance of the 2013 federal allocation is being used to support the SACJJDP's priority focus on the use of evidence-based Practices (EBP). JABG EBP Training Grants fund training for local probation departments to assist them in implementing or expanding the use of EBP within their local juvenile justice communities. While probation departments are the lead agency in the implementation of the training requested and the main recipient of the services, other key stakeholders within each juvenile justice community are also included in the training offered
- **Federal Edward Byrne Memorial Justice Assistance Grant (JAG)**

The JAG Program [42 U.S. Code §3751(a)] is a key provider of law enforcement funding to state and local jurisdictions. The JAG Program provides critical funding necessary to support state and local initiatives, to include: technical assistance, strategic planning, research and evaluation (including forensics), data collection, training, personnel, equipment, forensic laboratories, supplies, contractual support, and criminal justice information systems. California has prioritized the following three JAG Program Purpose areas:

 - Education and Prevention Programs
 - Law Enforcement Programs
 - Prosecution and Court Programs, Including Indigent Defense
- **Juvenile Justice Crime Prevention Act – Youthful Offender Block Grant Program (JJCPA-YOBG)**

AB 1998 (enacted September 30, 2016 and effective January 1, 2017) made important changes to the planning and reporting requirements under the JJCPA and YOBG programs. Most significantly, many of the requirements are now combined for the two programs. The JJCPA program provides state funds for probation departments to implement programs that have proven effective in reducing crime and delinquency among at-risk youth and youthful offenders. The YOBG program provides state funding for counties to deliver custody and care

(i.e., appropriate rehabilitative and supervisory services to offenders who previously would have been committed to the California Department of Corrections and Rehabilitation, Division of Juvenile Justice.

- **Youth Center/Youth Shelter Program**

The Youth Center/Youth Shelter Program consisted of the State of California providing \$55 million for the construction, acquisition, and remodeling of 98 youth centers and youth shelters throughout the state. Youth centers are located in low income, high crime neighborhoods and provide youth with after-school programming including educational and recreational services. Many of these centers are operated by well-known youth service agencies such as the Boys and Girls Club and YMCA. Youth shelters provide overnight sleeping accommodations for homeless and transitional youth. The shelters also provide case management services, referrals to community resources, and assistance with family reunification. Although funding for this program has long been disbursed, the BSCC still has active contracts and oversight responsibilities.

- **Mentally Ill Offender Crime Reduction (MIOCR) Juvenile Grants**

State Funds support appropriate prevention, intervention, supervision, and services through promising and evidence-based strategies to reduce recidivism in managing California's mentally ill offender population, as well as improving outcomes for these offenders. Grant funds were awarded to implement locally-developed, collaborative and multidisciplinary projects that provide a cost-effective continuum of responses designed to provide youthful offenders alternatives to detention, reduce crime and juvenile justice costs as they relate to the mentally ill, and to maximize available and/or new local resources for prevention, intervention, detention, and aftercare services for juvenile offenders with mental health issues, while improving public safety.

- **Proud Parenting**

This program provides state funds to help break the intergenerational cycle of violence and delinquency. Grantees provide classroom instruction, structured family events and mentoring as well as comprehensive assessments and assistance to young parents or those at risk of becoming parents. Each of the funded grantees also participates in a cross-site evaluation of program activities. Efforts to provide continuity of care and increase communication across the adult and juvenile systems are critical to the success of these projects.

- **California Gang Reduction, Intervention and Prevention (CalGRIP)**

The CalGRIP Program provides grant funding to cities that commit to using a local collaborative approach to support prevention, intervention and/or suppression activities. CalGRIP is a state-funded grant program, appropriated annually through the State Restitution Fund. Cities may apply for up to \$500,000 with a 100 percent match requirement. To ensure that applicants undertake a collaborative approach, legislation requires that cities pass through a minimum of 20 percent of grant funds to one or more community-based organizations.

Activities funded through CalGRIP can include early prevention and intervention initiatives, reentry services, education programs, job training and skills development, family and community services, and targeted law enforcement suppression efforts.

**Attachment 3-Proposed Budget FFY2017
Application for Title II Formula Grant Program
State of California**

PROGRAMS FOR WHICH GRANT SUPPORT IS REQUESTED					
State Program Designator	Standard Program Areas	State Program Title	Total Funds	OJJDP Federal Share	Match
06	06	Compliance Monitoring	\$300,000	\$300,000	
10	10	Reducing Racial and Ethnic Disparity	\$1,000,000	\$1,000,000	
1	1	Aftercare/Reentry	\$824,158	\$824,158	
2	2	Alternatives to Detention	\$363,599	\$363,599	
9	9	Delinquency Prevention	\$557,518	\$557,518	
11	11	Diversion	\$678,718	\$678,718	
22	22	Native American	\$125,000	\$125,000	
31	31	State Advisory Group Allocation	\$20,000	\$20,000	
23	23	Planning and Administration Total: Staff Salaries/Benefits (staff identified on pg. 49) Travel Operating Expenses & Equipment 10% de Minimis Indirect Cost SWCAP	\$837,552	\$418,776 \$328,887 \$12,500 \$7,500 \$34,889 \$35,000	<i>(dollar for dollar match)</i>
		Total	\$4,706,545	\$4,287,769	

This budget reflects SACJJD's priority areas discussed above as well as administrative functions provided by the BSCC.

Appendix I: Compliance With the JJDP Act [42 U.S.C. 5633, Section 223(a)]

The application must provide reasonable evidence that the state complies with each of the following requirements. As noted below, indicate on which application page(s) is found the documentation for each requirement, and submit this appendix as a separate attachment to the Plan Update application. Note the instructions provided in italics after each item for additional guidance.

- (a) Requirements. In order to receive formula grants under this part, a state shall submit a plan for carrying out its purposes applicable to a 3-year period. Such plan shall be amended annually to include new programs, projects, and activities. The state shall submit annual performance reports to the Administrator which shall describe progress in implementing programs contained in the original plan, and shall describe the status of compliance with state plan requirements. In accordance with regulations which the Administrator shall prescribe, such plan shall—
- (1) Designate the state agency as the sole agency for supervising the preparation and administration of the plan; ***[Provide a statement indicating the designated state agency in fulfillment of this item. Page(s): 1, 44, 45]***
 - (2) Contain satisfactory evidence that the state agency designated in accordance with paragraph (1) has or will have authority, by legislation if necessary, to implement such plan in conformity with this part; ***[Provide a citation for the executive order, legislation, or policy pointing to the authority of the agency. Page(s): 1, 27-29, 47-54]***
 - (3) Provide for an advisory group that—***[Attach the SAG list following the format of the sample roster as evidence of meeting this requirement. Page(s): 45]***
 - (A) Shall consist of not less than 15 and not more than 33 members appointed by the chief executive officer of the state—
 - (i) Which members have training, experience, or special knowledge concerning the prevention and treatment of juvenile delinquency, the administration of juvenile justice, or the reduction of juvenile delinquency;
 - (ii) Which members include—
 - (I) At least one locally elected official representing general purpose local government;
 - (II) Representatives of law enforcement and juvenile justice agencies, including juvenile and family court judges, prosecutors, counsel for children and youth, and probation workers;
 - (III) Representatives of public agencies concerned with delinquency prevention or treatment, such as welfare, social services, mental health, education, special education, recreation, and youth services;

- (IV) Representatives of private nonprofit organizations, including persons with a special focus on preserving and strengthening families, parent groups and parent self-help groups, youth development, delinquency prevention and treatment, neglected or dependent children, the quality of juvenile justice, education, and social services for children;
 - (V) Volunteers who work with delinquents or potential delinquents;
 - (VI) Youth workers involved with programs that are alternatives to incarceration, including programs providing organized recreation activities;
 - (VII) Persons with special experience and competence in addressing problems related to school violence and vandalism and alternatives to suspension and expulsion; and
 - (VIII) Persons with special experience and competence in addressing problems related to learning disabilities, emotional difficulties, child abuse and neglect, and youth violence;
- (iii) A majority of which members (including the chairperson) shall not be full-time employees of the federal, state, or local government;
 - (iv) At least one-fifth of which members shall be under the age of 24 at the time of appointment; and
 - (v) At least 3 members who have been or are currently under the jurisdiction of the juvenile justice system;
- (B) Shall participate in the development and review of the state's juvenile justice plan prior to submission to the supervisory board for final action; ***[Provide a statement affirming this item and describe the process used. Page(s): 25-29, 42-43]***
- (C) Shall be afforded the opportunity to review and comment, not later than 30 days after their submission to the advisory group, on all juvenile justice and delinquency prevention grant applications submitted to the state agency designated under paragraph (1); ***[Provide a statement affirming this item and describe the process used. Page(s): 27-29, 32, 44]***
- (D) Shall, consistent with this title—
- (i) Advise the state agency designated under paragraph (1) and its supervisory board; and ***[Provide a statement affirming this item and describe the process used. Page(s): 25-29, 32-33, 44-46]***
 - (ii) Submit to the chief executive officer and the legislature of the state at least annually recommendations regarding state compliance with the requirements of paragraphs (11), (12), and (13); and ***[Provide a statement affirming that this has been done or will be done. Page(s): 29]***

- (iii) Contact and seek regular input from juveniles currently under the jurisdiction of the juvenile justice system; and ***[Provide a statement affirming this has been done, and a description of the process. Page(s): 25]***
- (E) May, consistent with this title—
- (i) Advise on state supervisory board and local criminal justice advisory board composition; [and] ***[If applicable, provide relevant information. Page(s): 42]***
- (ii) Review progress and accomplishments of projects funded under the state plan. ***[If applicable, provide relevant information. Page(s): 32-43, Attachment 4]***
- (4) Provide for the active consultation with and participation of units of local government or combinations thereof in the development of a state plan which adequately takes into account the needs and requests of units of local government, except that nothing in the plan requirements, or any regulations promulgated to carry out such requirements, shall be construed to prohibit or impede the state from making grants to, or entering into contracts with, local private agencies or the advisory group; ***[Provide a statement affirming this item and a description of the process. Page(s): 25, 27]***
- (5) Unless the provisions of this paragraph are waived at the discretion of the Administrator for any state in which the services for delinquent or other youth are organized primarily on a statewide basis, provide that at least 66 and 2/3 percent of funds received by the state under section 222 [42 U.S.C. 5632] reduced by the percentage (if any) specified by the state under the authority of paragraph (25) and excluding funds made available to the state advisory group under section 222(d) [42 U.S.C. 5632(d)], shall be expended—***[Attach budget and narrative description of subgrants. Page(s): 32-42, 49-51, 55]***
- (A) Through programs of units of local government or combinations thereof, to the extent such programs are consistent with the state plan; ***Page(s): 32-35, 39, 55, Attachment 4]***
- (B) Through programs of local private agencies, to the extent such programs are consistent with the state plan, except that direct funding of any local private agency by a state shall be permitted only if such agency requests such funding after it has applied for and been denied funding by any unit of local government or combination thereof; and; ***Page(s): 32-35, 39, 55, Attachment 4]***
- (C) To provide funds for programs of Indian tribes that perform law enforcement functions (as determined by the Secretary of the Interior) and that agree to attempt to comply with the requirements specified in paragraphs (11), (12), and (13), applicable to the detention and confinement of juveniles, an amount that bears the same ratio to the aggregate amount to be expended through programs referred to in subparagraphs (A) and (B) as the population under 18 years of age in the geographical areas in which such tribes perform such functions bears to the state population under 18 years of age; ***Page(s): 40-41]***
- (6) Provide for an equitable distribution of the assistance received under section 222 [42 U.S.C. 5632] within the state, including in rural areas; ***[Provide a statement affirming this item, as well as an explanation of the process and logic the state uses as to how it is equitable. Page(s): 27-33]***

- (7) (A) Provide for an analysis of juvenile delinquency problems in, and the juvenile delinquency control and delinquency prevention needs (including educational needs) of, the state (including any geographical area in which an Indian tribe performs law enforcement functions), a description of the services to be provided, and a description of performance goals and priorities, including a specific statement of the manner in which programs are expected to meet the identified juvenile crime problems (including the joining of gangs that commit crimes) and juvenile justice and delinquency prevention needs (including educational needs) of the State; **[Page(s): 5-29, 32-43]**

and that

(B) Contains—

- (i) An analysis of gender-specific services for the prevention and treatment of juvenile delinquency, including the types of such services available and the need for such services; **[Provide description in application. Page(s): 15, 19, 23, 32]**
 - (ii) A plan for providing needed gender-specific services for the prevention and treatment of juvenile delinquency; **[Provide description in application. Page(s): 33]**
 - (iii) A plan for providing needed services for the prevention and treatment of juvenile delinquency in rural areas; and **[Provide description in application. Page(s): 27-29, 32-33, 38]**
 - (iv) A plan for providing needed mental health services to juveniles in the juvenile justice system, including information on how such plan is being implemented and how such services will be targeted to those juveniles in such system who are in greatest need of such services. **[Provide description in application. Page(s): 11, 12, 33]**
- (8) Provide for the coordination and maximum utilization of existing juvenile delinquency programs, programs operated by public and private agencies and organizations, and other related programs (such as education, special education, recreation, health, and welfare programs) in the state; **[Provide a statement affirming this item and a description of the process. Page(s): 7-13, 25-29, 42, 53-55]**
- (9) Provide that not less than 75 percent of the funds available to the state under section 222 [42 U.S.C. 5632], other than funds made available to the state advisory group under section 222(d) [42 U.S.C. 5632(d)], whether expended directly by the state, by the unit of local government, or by a combination thereof, or through grants and contracts with public or private nonprofit agencies, shall be used for—**[Attach budget; it is not a requirement that every category (A through S below) be funded. Page(s): 32-43, 55]**
- (A) Community-based alternatives (including home-based alternatives) to incarceration and institutionalization, including—
- (i) For youth who need temporary placement: crisis intervention, shelter, and aftercare; and

- (ii) For youth who need residential placement: a continuum of foster care or group home alternatives that provide access to a comprehensive array of services;
- (B) Community-based programs and services to work with—
 - (i) Parents and other family members to strengthen families, including parent self-help groups, so that juveniles may be retained in their homes;
 - (ii) Juveniles during their incarceration, and with their families, to ensure the safe return of such juveniles to their homes and to strengthen the families; and
 - (iii) Parents with limited English-speaking ability, particularly in areas where there is a large population of families with limited English-speaking ability;
- (C) Comprehensive juvenile justice and delinquency prevention programs that meet the needs of youth through the collaboration of the many local systems before which a youth may appear, including schools, courts, law enforcement agencies, child protection agencies, mental health agencies, welfare services, health care agencies, and private nonprofit agencies offering youth services;
- (D) Programs that provide treatment to juvenile offenders who are victims of child abuse or neglect, and to their families, in order to reduce the likelihood that such juvenile offenders will commit subsequent violations of law;
- (E) Educational programs or supportive services for delinquent or other juveniles—
 - (i) To encourage juveniles to remain in elementary and secondary schools or in alternative learning situations;
 - (ii) To provide services to assist juveniles in making the transition to the world of work and self-sufficiency; and
 - (iii) Enhance coordination with the local schools that such juveniles would otherwise attend, to ensure that—
 - (I) The instruction that juveniles receive outside school is closely aligned with the instruction provided in school; and
 - (II) Information regarding any learning problems identified in such alternative learning situations is communicated to the schools;
- (F) Expanding the use of probation officers—
 - (i) Particularly for the purpose of permitting nonviolent juvenile offenders (including status offenders) to remain at home with their families as an alternative to incarceration or institutionalization; and
 - (ii) To ensure that juveniles follow the terms of their probation;
- (G) Counseling, training, and mentoring programs, which may be in support of academic tutoring, vocational and technical training, and drug and violence prevention counseling, that are designed to link at-risk juveniles, juvenile offenders, or juveniles

- who have a parent or legal guardian who is or was incarcerated in a federal, state, or local correctional facility or who is otherwise under the jurisdiction of a federal, state, or local criminal justice system, particularly juveniles residing in low-income and high-crime areas and juveniles experiencing educational failure, with responsible individuals (such as law enforcement officials, Department of Defense personnel, individuals working with local businesses, and individuals working with community-based and faith-based organizations and agencies) who are properly screened and trained;
- (H) Programs designed to develop and implement projects relating to juvenile delinquency and learning disabilities, including on-the-job training programs to assist community services, law enforcement, and juvenile justice personnel to more effectively recognize and provide for learning disabled and other juveniles with disabilities;
 - (I) Projects designed both to deter involvement in illegal activities and to promote involvement in lawful activities on the part of gangs whose membership is substantially composed of youth;
 - (J) Programs and projects designed to provide for the treatment of youths' dependence on or abuse of alcohol or other addictive or nonaddictive drugs;
 - (K) Programs for positive youth development that assist delinquent and other at-risk youth in obtaining—
 - (i) A sense of safety and structure;
 - (ii) A sense of belonging and membership;
 - (iii) A sense of self-worth and social contribution;
 - (iv) A sense of independence and control over one's life; and
 - (v) A sense of closeness in interpersonal relationships;
 - (L) Programs that, in recognition of varying degrees of the seriousness of delinquent behavior and the corresponding gradations in the responses of the juvenile justice system in response to that behavior, are designed to—
 - (i) Encourage courts to develop and implement a continuum of postadjudication restraints that bridge the gap between traditional probation and confinement in a correctional setting (including expanded use of probation, mediation, restitution, community service, treatment, home detention, intensive supervision, electronic monitoring, and similar programs, and secure community-based treatment facilities linked to other support services such as health, mental health, education (remedial and special), job training, and recreation); and
 - (ii) Assist in the provision [by the provision] by the Administrator of information and technical assistance, including technology transfer, to states in the design and utilization of risk assessment mechanisms to aid juvenile justice personnel in determining appropriate sanctions for delinquent behavior;

- (M) Community-based programs and services to work with juveniles, their parents, and other family members during and after incarceration in order to strengthen families so that such juveniles may be retained in their homes;
 - (N) Programs (including referral to literacy programs and social service programs) to assist families with limited English-speaking ability that include delinquent juveniles to overcome language and other barriers that may prevent the complete treatment of such juveniles and the preservation of their families;
 - (O) Programs designed to prevent and to reduce hate crimes committed by juveniles;
 - (P) After-school programs that provide at-risk juveniles and juveniles in the juvenile justice system with a range of age-appropriate activities, including tutoring, mentoring, and other educational and enrichment activities;
 - (Q) Community-based programs that provide follow-up post-placement services to adjudicated juveniles, to promote successful reintegration into the community;
 - (R) Projects designed to develop and implement programs to protect the rights of juveniles affected by the juvenile justice system; and
 - (S) Programs designed to provide mental health services for incarcerated juveniles suspected to be in need of such services, including assessment, development of individualized treatment plans, and discharge plans.
- (10) Provide for the development of an adequate research, training, and evaluation capacity within the state; ***[Provide a statement and description of the capacity the state has, or plans to develop, related to this. Page(s): 13, 30-32, 51]***
- (11) Shall, in accordance with rules issued by the Administrator, provide that—***[Provide a statement affirming that the state/territory complies with this requirement, and confirmation that documentation is found in the information submitted in the compliance tool. Page(s): 29]***
- (A) Juveniles who are charged with or who have committed an offense that would not be criminal if committed by an adult, excluding—
 - (i) Juveniles who are charged with or who have committed a violation of section 922(x)(2) of Title 18, United States Code, or of a similar state law;
 - (ii) Juveniles who are charged with or who have committed a violation of a valid court order; and
 - (iii) Juveniles who are held in accordance with the Interstate Compact on Juveniles as enacted by the state; shall not be placed in secure detention facilities or secure correctional facilities; and
 - (B) Juveniles—
 - (i) Who are not charged with any offense; and

- (ii) Who are—
 - (I) Aliens; or
 - (II) Alleged to be dependent, neglected, or abused, shall not be placed in secure detention facilities or secure correctional facilities;

- (12) Provide that—***[Provide a statement affirming that the state/territory complies with this requirement, and confirmation that documentation is found in the information submitted in the compliance tool. Page(s): 29]***
 - (A) Juveniles alleged to be or found to be delinquent or juveniles within the purview of paragraph (11) will not be detained or confined in any institution in which they have contact with adult inmates; and

 - (B) There is in effect in the state a policy that requires individuals who work with both such juveniles and such adult inmates, including in collocated facilities, have been trained and certified to work with juveniles; ***[Page(s): 29]***

- (13) Provide that no juvenile will be detained or confined in any jail or lockup for adults except—***[Provide a statement affirming that the state/territory complies with this requirement, and confirmation that documentation is found in the information submitted in the compliance tool. Page(s): 29]***
 - (A) Juveniles who are accused of nonstatus offenses and who are detained in such jail or lockup for a period not to exceed 6 hours—
 - (i) For processing or release;

 - (ii) While awaiting transfer to a juvenile facility; or

 - (iii) In which period such juveniles make a court appearance; and only if such juveniles do not have contact with adult inmates, and only if there is in effect in the state a policy that requires individuals who work with both such juveniles and adult inmates in collocated facilities have been trained and certified to work with juveniles;

 - (B) Juveniles who are accused of nonstatus offenses, who are awaiting an initial court appearance that will occur within 48 hours after being taken into custody (excluding Saturdays, Sundays, and legal holidays) and who are detained in a jail or lockup—
 - (i) In which—
 - (I) Such juveniles do not have contact with adult inmates; and

 - (II) There is in effect in the state a policy that requires individuals who work with both such juveniles and adults inmates in collocated facilities have been trained and certified to work with juveniles; and

 - (ii) That—

- (I) Is located outside a metropolitan statistical area (as defined by the Office of Management and Budget) and has no existing acceptable alternative placement available;
- (II) Is located where conditions of distance to be traveled or the lack of highway, road, or transportation do not allow for court appearances within 48 hours (excluding Saturdays, Sundays, and legal holidays) so that a brief (not to exceed an additional 48 hours) delay is excusable; or
- (III) Is located where conditions of safety exist (such as severe, adverse, life-threatening weather conditions that do not allow for reasonably safe travel), in which case the time for an appearance may be delayed until 24 hours after the time that such conditions allow for reasonable safe travel; **[Page(s): 29]**

(14) Provide for an adequate system of monitoring jails, detention facilities, correctional facilities, and nonsecure facilities to ensure that the requirements of paragraphs (11), (12), and (13) are met, and for annual reporting of the results of such monitoring to the Administrator, except that such reporting requirements shall not apply in the case of a state which is in compliance with the other requirements of this paragraph, which is in compliance with the requirements in paragraphs (11) and (12), and which has enacted legislation which conforms to such requirements and which contains, in the opinion of the Administrator, sufficient enforcement mechanisms to ensure that such legislation will be administered effectively; ***[Provide a statement affirming that the state/territory complies with this requirement, and confirmation that evidence is found in the information submitted in the compliance tool. Page(s): 29]***

(15) Provide assurance that youth in the juvenile justice system are treated equitably on the basis of gender, race, family income, and disability; ***[Provide a statement affirming this item. Page(s): 43]***

(16) Provide assurance that consideration will be given to and that assistance will be available for approaches designed to strengthen the families of delinquent and other youth to prevent juvenile delinquency (which approaches should include the involvement of grandparents or other extended family members when possible and appropriate, and the provision of family counseling during the incarceration of juvenile family members and coordination of family services when appropriate and feasible); ***[Provide a statement affirming this item. Page(s): 29]***

(17) Provide for procedures to be established for protecting the rights of recipients of services and for ensuring appropriate privacy with regard to records relating to such services provided to any individual under the state plan; ***[Provide a statement affirming this item and a description of the process. Page(s): 43]***

(18) Provide assurances that—
[Provide a statement of affirmation for all three parts. Page(s): 47]

(A) Any assistance provided under this Act will not cause the displacement (including a partial displacement, such as a reduction in the hours of nonovertime work, wages, or employment benefits) of any currently employed employee;

- (B) Activities assisted under this Act will not impair an existing collective bargaining relationship, contract for services, or collective bargaining agreement; and
- (C) No such activity that would be inconsistent with the terms of a collective bargaining agreement shall be undertaken without the written concurrence of the labor organization involved;
- (19) Provide for such fiscal control and fund accounting procedures necessary to ensure prudent use, proper disbursement, and accurate accounting of funds received under this title; ***[Provide a statement of concurrence, and submit the financial management and internal controls questionnaire. (All applicants—other than an individual—are to download, complete, and submit this form.) Page(s): 41]***
- (20) Provide reasonable assurance that federal funds made available under this part for any period will be so used as to supplement and increase (but not supplant) the level of the state, local, and other nonfederal funds that would in the absence of such federal funds be made available for the programs described in this part, and will in no event replace such state, local, and other nonfederal funds; ***[Provide a statement affirming this item. Page(s): 47]***
- (21) Provide that the state agency designated under paragraph (1) will—
- (A) To the extent practicable give priority in funding to programs and activities that are based on rigorous, systematic, and objective research that is scientifically based; ***[Provide a statement affirming this item and a description. Page(s): 1, 26, 28]***
- (B) From time to time, but not less than annually, review its plan and submit to the Administrator an analysis and evaluation of the effectiveness of the programs and activities carried out under the plan, and any modifications in the plan, including the survey of state and local needs, that it considers necessary; and ***[Provide a statement that this has been addressed in the Crime Data section and will be addressed in the annual progress report and DCTAT. Page(s): 25]***
- (C) Not expend funds to carry out a program if the recipient of funds who carried out such program during the preceding 2-year period fails to demonstrate, before the expiration of such 2-year period, that such program achieved substantial success in achieving the goals specified in the application submitted by such recipient to the state agency; ***[Provide a statement affirming this item with an explanation of the process for subgranting and assessing performance. Page(s): 43]***
- (22) Address juvenile delinquency prevention efforts and system improvement efforts designed to reduce, without establishing or requiring numerical standards or quotas, the disproportionate number of juvenile members of minority groups who come into contact with the juvenile justice system; ***[Provide a statement affirming that the state/territory complies with this requirement, and confirmation that documentation is found in the information submitted in the compliance tool. Page(s): 1, 25-29, 31-32, 38, 49, and R.E.D. Three Year Plan submitted February 28, 2017.]***
- (23) Provide that if a juvenile is taken into custody for violating a valid court order related to his/her status as a juvenile issued for committing a status offense—***[Provide a***

statement affirming that the state/territory complies with this requirement, and confirmation that documentation is found in the information submitted in the compliance tool. Page(s): 29]

- (A) An appropriate public agency shall be promptly notified that such juvenile is held in custody for violating such order;
 - (B) Not later than 24 hours during which such juvenile is so held, an authorized representative of such agency shall interview, in person, such juvenile; and
 - (C) Not later than 48 hours during which such juvenile is so held—
 - (i) Such representative shall submit an assessment to the court that issued such order, regarding the immediate needs of such juvenile; and
 - (ii) Such court shall conduct a hearing to determine—
 - (I) Whether there is reasonable cause to believe that such juvenile violated such order; and
 - (II) The appropriate placement of such juvenile pending disposition of the violation alleged;
- (24) Provide an assurance that if the state receives under section 222 [42 U.S.C. 5632] for any fiscal year an amount that exceeds 105 percent of the amount the state received under such section for fiscal year 2000, all of such excess shall be expended through or for programs that are part of a comprehensive and coordinated community system of services; **[Refer here for a chart of FY 2000 Formula Grant distribution amounts. Provide a statement affirming this, with analysis. Page(s): 41-42]**
- (25) Specify a percentage (if any), not to exceed 5 percent, of funds received by the state under section 222 [42 U.S.C. 5632] (other than funds made available to the state advisory group under section 222(d) [42 U.S.C. 5632(d)]) that the state will reserve for expenditure by the state to provide incentive grants to units of general local government that reduce the caseload of probation officers within such units; **[Specify a percentage, from 0 to 5%. Page(s): 42-43, 55]**
- (26) Provide that the state, to the maximum extent practicable, will implement a system to ensure that if a juvenile is before a court in the juvenile justice system, public child welfare records (including child protective services records) relating to such juvenile that are on file in the geographical area under the jurisdiction of such court will be made known to such court; **[Provide a statement affirming this item, with a description of the process. Page(s): 30]**
- (27) Establish policies and systems to incorporate relevant child protective services records into juvenile justice records for purposes of establishing and implementing treatment plans for juvenile offenders; **[Provide a statement affirming this item, with a description of the process of how the state/territory has or will work to establish these policies and systems; and Page(s): 30]**

(28) Provide assurances that juvenile offenders whose placement is funded through section 472 of the Social Security Act (42 U.S.C. 672) receive the protections specified in section 471 of such Act (42 U.S.C. 671), including a case plan and case plan review as defined in section 475 of such Act (42 U.S.C. 675). ***[Provide a statement affirming this item. Page(s): 6]***

Appendix J: Contact Information for States and Territories

Juvenile Justice Specialist Name: Nicole Woodman

Title: Field Representative

Mailing Address: 2590 Venture Oaks Way, Sacramento, CA 95833

Phone Number: (916) 322-1427

Email Address: Nicole.Woodman@bscc.ca.gov

State Planning Agency Director Name: Kathleen Howard

Title: Executive Director

Mailing Address: 2590 Venture Oaks Way, Sacramento, CA 95833

Phone Number: (916) 341-6012

Email Address: Kathleen.Howard@bscc.ca.gov

State Advisory Group Chair Name: Carol Biondi, Acting Chair and Vice Chair

Title: Acting Chair and Vice Chair

Mailing Address: 110 North Rockingham Ave., Los Angeles, CA 90013

Phone Number: (310) 476-4201

Email Address: Carol@thebiondis.net

JABG Coordinator Name: Colleen Stoner

Title: Field Representative

Mailing Address: 2590 Venture Oaks Way, Sacramento, CA 95833

Phone Number: (916) 324-9385

Email Address: Colleen.Stoner@bscc.ca.gov

Compliance Monitor Name: Allison Ganter

Title: Deputy Director, Facility Standards and Operations

Mailing Address: 2590 Venture Oaks Way, Sacramento, CA 95833

Phone Number: (916) 323-8617

Email Address: Allison.Ganter@bscc.ca.gov

DMC Coordinator Name: Nicole Woodman

Title: Field Representative

Mailing Address: 2590 Venture Oaks Way, Sacramento, CA 95833

Phone Number: (916) 322-1427

Email Address: Nicole.Woodman@bscc.ca.gov

California's Comprehensive State Plan Program Narrative FY 2017 Three-Year Plan Components – Update

Abstract

The Board of State and Community Corrections (BSCC) is California's State Administering Agency (SAA) for funding awarded by the Office of Juvenile Justice and Delinquency Prevention (OJJDP). BSCC uses these funds to support counties in serving at-risk and system-involved youth.

The State Advisory Committee on Juvenile Justice and Delinquency Prevention (SACJJDP) is California's State Advisory Group (SAG). SACJJDP serves as a standing Executive Steering Committee (ESC) of the BSCC. The SACJJDP's primary responsibilities include the following activities:

- Developing grant criteria through the development of requests for proposals and making award recommendations to the Board
- Monitoring grant program outcomes
- Monitoring compliance with the four Core Requirements
- Participating in the development and review of California's Three-Year plan
- Making recommendations on juvenile justice policy

With BSCC approval, SACJJDP has focused its efforts to transform juvenile justice on:

- Increased use of Evidence-Based practices (EBPs; and
- Reducing racial and ethnic disparities and disproportionality (R.E.D.) within the juvenile justice system
- Quality education for youth.

This is accomplished in large part through the Title II grant program which currently includes 18 local subgrantees providing juvenile justice services and system improvements in Aftercare/Reentry, Alternatives to Detention, Delinquency Prevention, Diversion, R.E.D., and Native American projects.

**Attachment 3-Proposed Budget FFY2017
Application for Title II Formula Grant Program
State of California**

PROGRAMS FOR WHICH GRANT SUPPORT IS REQUESTED					
State Program Designator	Standard Program Areas	State Program Title	Total Funds	OJJDP Federal Share	Match
06	06	Compliance Monitoring	\$300,000	\$300,000	
10	10	Reducing Racial and Ethnic Disparity	\$1,000,000	\$1,000,000	
1	1	Aftercare/Reentry	\$824,158	\$824,158	
2	2	Alternatives to Detention	\$363,599	\$363,599	
9	9	Delinquency Prevention	\$557,518	\$557,518	
11	11	Diversion	\$678,718	\$678,718	
22	22	Native American	\$125,000	\$125,000	
31	31	State Advisory Group Allocation	\$20,000	\$20,000	
23	23	Planning and Administration Total: Staff Salaries/Benefits (staff identified on pg. 49) Travel Operating Expenses & Equipment 10% de Minimis Indirect Cost SWCAP	\$837,552	\$418,776 \$328,887 \$12,500 \$7,500 \$34,889 \$35,000	<i>(dollar for dollar match)</i>
		Total	\$4,706,545	\$4,287,769	

This budget reflects SACJJD's priority areas discussed above as well as administrative functions provided by the BSCC.

Title II Delinquency Prevention and Intervention Grant Project Summaries

County: Alameda
Implementing Agency: Community Works West
Annual Grant Amount: \$300,000
Program Priority Areas: Diversion / Delinquency Prevention

Community Works West will expand their current Restorative Community Conferencing (RCC) program, a restorative justice program that offers a second chance to Alameda County youth charged with a felony-level crime. Before cases go to court, the RCC conference coordinators work with victims, caregivers, law enforcement, prosecutors, and concerned community members to develop a plan for charged youth to “do right” by victims, their families, the community, and themselves. The approach builds self-esteem and helps youth develop a sense of empathy for their victim. Youth are supervised until they have completed all activities in their plan, at which time the case is closed; the original charges are never filed. The RCC program has demonstrated better outcomes than court processes, incarceration, and/or probation as youth who participated in RCC showed lower reoffending rates when compared to adjudicated youth.

County: Alameda
Implementing Agency: Youth Employment Partnership
Annual Grant Amount: \$94,881 (partial award)
Program Priority Areas: Aftercare/Reentry

The Youth Employment Partnership, in collaboration with Alameda County Probation, Soulciety, and the Alameda County Sheriff’s Activities League (DSAL) has designed a comprehensive pilot project to engage 80 court-involved teens, called Alameda County Career Tryout. The Project is focused on the aftercare/reentry program purpose area while also addressing juvenile justice system improvement and reducing racial and ethnic disparity. Its goal will be to increase the employability and upward mobility of participants to decrease the likelihood of continued involvement with the justice system through employment development classes, vocational training, and credit recovery. Participants gain work experience and support, as well as competence in at least 10 employability soft skills. Additionally, partners will work to build and enhance a workforce strategy for probation youth, using data-driven tracking and analysis to monitor the effectiveness of this pilot project.

County: El Dorado
Implementing Agency: El Dorado County Probation Department
Annual Grant Amount: \$149,985
Program Priority Areas: Aftercare/Reentry

El Dorado County Probation Department, in partnership with New Morning Youth & Family Services and Tahoe Youth & Family Services, focuses Title II efforts on the design and implementation of an aftercare and reentry system for youth transitioning from the West Slope Juvenile Hall and the Juvenile Treatment Center in South Lake Tahoe back to their home communities. To reduce recidivism, promote long-term reentry success, and improve the quality of life for participating youth, the project provides a continuum of supervision and support services including: needs assessment for at-risk in-custody; youth counseling and supportive services while in custody; comprehensive transition plans prior to release; timely and accurate

information to community providers; and ensuring youth are connected to, and enrolled in, supportive services in their communities upon release.

County: Fresno
Implementing Agency: Fresno County Probation Department
Annual Grant Amount: \$300,000
Program Priority Area: Aftercare/Reentry

Fresno County Probation Department will use Title II funds to enhance its current reentry transition services by implementing the Planned ReEntry Program (PREP) project. PREP adds two components to the department's recidivism reduction efforts: a Social Work element to support the development of individual, achievable reentry case plans, and counseling to address coping skills and family issues; and a Parent Partner piece to provide both in-custody and post-custody support for families of targeted youth. The addition of the PREP project will provide for systematic and coordinated reentry support services for youth released from the Fresno County's Juvenile Justice Campus.

County: Los Angeles
Implementing Agency: Centinela Youth Services
Annual Grant Amount: \$299,996
Program Priority Areas: Delinquency Prevention / Diversion

Centinela Youth Services (CYS), in partnership with the Juvenile Arrest Diversion Program (JADP) Collaboration, the Los Angeles Police and Sheriff's Departments, and the Office of the District Attorney, will promote system improvements and address Racial and Ethnic Disparities (R.E.D.) by expanding the Every-Child Restorative Justice Center's JADP project to deliver direct intervention, diversion, and intensive case management services to an additional 1,000 youth in the South Los Angeles area. The project intervenes at the point of arrest to keep youth out of the justice system and provides evidence-based intervention, arrest diversion, restorative justice, and comprehensive clinical case management services. Additionally, the project partners, in consultation from the W. Haywood Burns Institute, will implement R.E.D. reduction strategies that include the refinement of decision making tools for law enforcement when encountering juveniles, student/police dialogues, and data-driven evaluation protocols.

County: Monterey
Implementing Agency: California Youth Outreach
Annual Grant Amount: \$225,000
Program Priority Areas: Aftercare/Reentry

To address Monterey County's increasing population of certified and affiliated gang members, California Youth Outreach-Community Reentry Program (CYO-CRP) builds on existing infrastructure and strengths of the Monterey County Probation Department's Youth Center while fully developing a program for the Juvenile Hall. Working with moderate to high-risk juvenile offenders incarcerated at the Youth Center or the Juvenile Hall, CYO-CRP will provide: 1) intensive case management in all phases of the project; 2) *Thinking for a Change (T4C)* behavioral cognitive therapy groups during pre-release and aftercare; 3) one-on-ones using *Motivational Interviewing (MI)* during all project phases; 4) home visits and/or phone calls, as needed, during pre-release, reentry, and aftercare; 5) *Strengthening Family Program (SFP)* during pre-release and aftercare; and 6) coaching parents through reentry and crisis, as needed.

County: San Diego
Implementing Agency: North County Lifeline
Annual Grant Amount: \$297,000
Program Priority Areas: Delinquency Prevention

The purpose of the Intensive Mentoring, Parent Advocacy and Comprehensive Trauma-informed (IMPACT) services program is to reduce juvenile offending by offering an intensive client-centered, trauma-informed treatment program to youth at risk of arrest as a result of behavior problems at school, home and/or in the community, and youth who have been arrested for the first time for most offenses. IMPACT will provide long-term (6-12 months average) treatment for the referred youth and their families to effectively address the underlying causes of the youth's misbehavior. Direct services will be 3 tiered (Community, Youth, Family services) in alignment with a Community-Youth Development model. A Parent Advocate with knowledge of the workings of the juvenile justice system will work with parents to engage their participation and provide mentoring, supportive services and guidance. Youth will work with a Therapist and Case Manager and will participate in an individualized treatment plan comprised of psycho-educational groups, treatment groups, gender-specific groups, financial literacy/employment readiness, and individual/general counseling, as well as community-oriented activities aimed at restitution. Parents will participate in family therapy, specialized parenting instruction, and culturally-specific support groups. RED will be addressed by engaging appropriate youth from minority groups disproportionately represented in San Diego's juvenile justice system.

County: San Diego
Implementing Agency: South Bay Community Services
Annual Grant Amount: \$300,000
Program Priority Areas: Alternatives to Detention

South Bay Community Services will address current gaps in the system by using two evidence-based mental health treatments for youth and their families in the San Diego County Probation Department (SDCPD) Alternatives to Detention (ATD) Program: 1) *Brief Strategic Family Therapy (BSFT)* and 2) *Trauma Affect Regulation: Guide for Education and Therapy (TARGET)*. The services that accompany these treatments will help youth and their families overcome challenges that exacerbate risk-taking behaviors and increase the likelihood of subsequent re-arrest. The project will also address racial and ethnic disparities in the juvenile justice system, particularly the overrepresentation of Latino youth, as the two mental health models were developed specifically for Latino families. The goals of the project are to reduce juvenile delinquency, improve family engagement and strengthen family supports, improve the juvenile justice system's efficacy, reduce racial and ethnic disparities, and improve outcomes for system-involved youth.

County: Santa Cruz
Implementing Agency: Santa Cruz County Probation
Annual Grant Amount: \$196,200 (partial award)
Program Priority Areas: Alternatives to Detention / Diversion

Santa Cruz County Probation Department's (SCCPD) Positive Outcomes through Diversion for Effective Results (PODER) project effectively collaborates with community partners to increase mental health services to youth on probation to minimize recidivism and address the overrepresentation of Latino youth in the juvenile justice system. PODER's four-year plan

monitors and evaluates reduction in recidivism, builds individual and family capacity, and creates system improvements in Reducing Racial and Ethnic Disparity (R.E.D.) strategies. The project's target population is youth in the City of Watsonville. SCCPD will partner with Pajaro Valley Prevention and Student Assistance to facilitate the provision of mental health services to probation youth participating in the Luna Evening Center, an alternative to detention site.

County: Santa Cruz
Implementing Agency: City of Watsonville Police Department
Annual Grant Amount: \$225,000
Program Priority Areas: Diversion, Disproportionate Minority Contact

The Caminos Hacia el Éxito Initiative (Pathways to Success) project uses evidence-based practices, strategies and restorative justice principles to reduce racial and ethnic disparity in the Santa Cruz County juvenile justice system. The project provides immediate responses, holds first time juvenile offenders accountable, and diverts youth to community-based services that include comprehensive treatment plans, restorative justice, parent training, family therapy, and mentoring, to increase positive quality of life outcomes. The goals of the project are to reduce racial and ethnic disparity among youth being referred to probation, reduce recidivism through use of evidence-based and promising practices, to divert youth and improve positive behavior, and increase public safety.

County: Shasta
Implementing Agency: Shasta County Probation Department
Annual Grant Amount: \$146,938
Program Priority Areas: Aftercare/Reentry

The Gardening, Responsibility, Ownership of Self and Community Well Being (GROW) program will be a partnership among the Shasta County Juvenile Rehabilitation Facility (JRF), Shasta County Juvenile Probation, Providence International Gardens of Hope (GOH), Shasta County Child Abuse Prevention Coordinating Council (CAPCC), and Shasta County Office of Education (SCOE) to develop and sustain a program for at-risk youth in detention and aftercare. Youth will assist in prosocial activities such as growing and harvesting fruits/vegetables as well as assisting in the care, feeding, and egg retrieval from chickens maintained at JRF. Youth will be mentored at the facility by staff from GOH while SCOE teaching staff will develop hands-on life science activities for detained youth. Youth will also learn about business and financial concepts. In addition, a Skillbuilder from CAPCC will provide direct services to eligible youth and their families who are participating in the garden project. These services will be provided in the JRF, at their homes, and in the community.

County: Sonoma
Implementing Agency: Restorative Resources
Annual Grant Amount: \$225,000
Program Priority Areas: Diversion

To keep students in school and address anti-social behavior before it results in criminal activity and entry into the juvenile justice system, Restorative Resources' Somos Circles provide diversion programming for approximately 400 fifth and sixth grade students annually (youth who have experienced discipline incidents significant enough to require school conferences) in six Sonoma County school districts. Through Somos Circles, Restorative Resources will provide

age-appropriate restorative-based accountability circles, restorative conferences, and classroom circles. The positive and restorative interventions will meet the goal of improved behavior and school engagement, and will help students avoid more severe school infractions, as well as potential entry into the juvenile criminal justice system, when youth enter their teen years.

Title II – Tribal Youth Grant Project Summaries

County: Butte
Implementing Agency: Mechoopda Indian Tribe of Chico Rancheria
Grant Amount: \$120,000
Program Priority Areas: American Indian Program

The Mechoopda Indian Tribe of Chico Rancheria project focuses on interventions for court-involved youth to reduce, control, and prevent crime and delinquency among tribal youth. Since 2012, the Tribe has offered tutoring, counseling, and mentoring services under the *One-on-One Mentoring Program*. The Mechoopda Tribe will expand and enhance its existing mentoring program by serving 150 at-risk Native American youth ages 5-17 in Butte County. The project will incorporate *Gathering of Native Americans* (GONA) principles and improve data collection between the Tribe and the collaborative partners: North Valley Indian Health, Four Winds School, and the Four Winds Office of Indian Education. The overall goal of the project is to reduce juvenile delinquency, drug abuse, truancy, and other high-risk behaviors among youth ages 5 to 17 by providing evidence-based mentoring services.

County: El Dorado
Implementing Agency: Shingle Springs Rancheria Miwok Tribe
Annual Grant Amount: \$120,000
Program Priority Areas: American Indian Program

The Shingle Springs Rancheria Miwok Tribe will implement the Tribal Youth Probation Program (TYPP), staffed by a youth probation officer whose singular focus is to provide rehabilitative measures that incorporate the cultural practices of the Miwok community to at-risk and system involved youth. The TYPP addresses juvenile delinquency and truancy problems among tribal families by increasing the capacity of the tribal justice system. The project provides rehabilitative-focused supervision of probation terms and court ordered case plans, diversion opportunities, cultural assessments, educational opportunities, drug treatment services, compliance incentives, and job training. El Dorado County Superior Court and the Shingle Springs Band of Miwok Indians launched a joint-jurisdictional juvenile court to bring together tribal and county services in one unified proceeding; therefore continuing the partnership of the TYPP and the Court to address the needs of Miwok youth in the juvenile justice system.

Title II – Reducing Racial and Ethnic Disparities Grant Project Summaries

Mono County Probation Department

Grant Award: \$150,000

Mono County justice partners recognize that while there is an effort to provide unbiased objective assessments and supervision an ethnic disparity exists in the juvenile justice system. Mono County justice partners and community members would benefit from the expert consultant and systems approach to address racial and ethnic disparities and in identifying Detention Alternatives. Mono County is prepared to identify values, cultural change, and apply policy and procedure in alignment with goals of the R.E.D. grant to reduce disparity in the justice system. To accomplish this Mono County will hire an expert consultant and implement a systems approach in procedural change to reduce racial and ethnic disparities.

San Joaquin County Probation Department

Grant Award: \$200,000

The San Joaquin County Probation Department recognizes that minority youth are found to have disproportionate rates of contact through the various key decision points in the Juvenile Justice System. The R.E.D. plan will involve a thorough review of local juvenile justice data, focusing on Probation Department data, policies, and practices. Probation will identify an R.E.D. coordinator, select a R.E.D. Expert Consultant, establish a R.E.D. Steering Committee, and provide training to all probation administrators and staff on various topics related to R.E.D. This work will build upon the foundation already established for County-wide R.E.D. efforts that include collaboration with key stakeholders.

Santa Barbara County Probation Department

Grant Award: \$147,940

Santa Barbara County Probation recognizes that youth of color are overrepresented in the juvenile justice system and that the County's 2013 relative rate demonstrates that youth of color are referred to probation for felony referrals more than white youth, with black youth at 2.0 and Hispanics at 1.48. In addition, youth of color have more cases that involve secure detention as compared to white youth, with black youth at 1.84 and Hispanic youth at 1.74. Probation intends to fund the W. Haywood Burns Institute and the University of California at Santa Barbara to assist the Department in identifying why youth of color are overrepresented in the County's juvenile justice system. Furthermore, Probation proposes to employ the services of Dr. Rita Cameron-Wedding, Professor of Ethnic Studies at California State University, Sacramento for training in implicit bias to promote understanding of disparities. These trainings will also assist in educating and working with the juvenile justice stakeholders and the community in finding solutions that reduce racial and ethnic disparity in Santa Barbara County.

Stanislaus County Probation Department

Grant Award: \$200,000

The Stanislaus County Probation Department will work closely with the R.E.D. consultant to convene community partners, including: impacted members, representatives from community based organizations, the faith based community, advocacy organizations, schools, public health, child welfare, legal advocacy, immigration, and law enforcement, to identify decision-making points that are driving racial and ethnic disparities at various points of the juvenile justice system. The partners will collaborate to develop a workplan to address decisions made that result in racial and ethnic disparities and commit to taking steps to eliminate disparities in their respective fields by working across sectors and developing community based strategies to increase protective factors in young people and the community as a whole. Particular focus will be placed on engaging community members who are living in communities where young people who are overrepresented in the juvenile justice system live as leaders in this effort.



Board of State and Community Corrections
Corrections Planning and Programs Division



Title II Formula Grant Projects
Year 2: Quarterly Progress Report- Part A



2016-17 Reporting Quarters			
<input type="checkbox"/> Quarter 1 October–December 2016	<input type="checkbox"/> Quarter 2 January–March 2017	<input type="checkbox"/> Quarter 3 April–June 2017	<input type="checkbox"/> Quarter 4 July–September 2017

Grantee: <input type="text"/>	Date: <input type="text"/>
Prepared by: <input type="text"/>	Phone: (<input type="text"/>) <input type="text"/> - <input type="text"/>
Title: <input type="text"/>	Email: <input type="text"/>

Project Youth Demographics																																																																																																																	
	Group(s) Project Specifically Targets	Group(s) Served This Quarter	# of Project Youth Served This Quarter																																																																																																														
American Indian/Alaskan Native	<input type="checkbox"/>	<input type="checkbox"/>	<table style="width: 100%; border-collapse: collapse;"> <tr><td style="border-bottom: 1px solid black; width: 20px;"></td><td rowspan="6" style="font-size: 3em; vertical-align: middle; padding: 0 10px;">}</td><td style="border-bottom: 1px solid black; width: 20px;"></td></tr> <tr><td style="border-bottom: 1px solid black;"></td></tr> <tr><td style="border-bottom: 1px solid black;"></td></tr> <tr><td style="border-bottom: 1px solid black;"></td></tr> <tr><td style="border-bottom: 1px solid black;"></td></tr> <tr><td style="border-bottom: 1px solid black;"></td></tr> <tr> <td>Asian</td> <td><input type="checkbox"/></td> <td><input type="checkbox"/></td> </tr> <tr> <td>Black/African American</td> <td><input type="checkbox"/></td> <td><input type="checkbox"/></td> </tr> <tr> <td>Hispanic or Latino</td> <td><input type="checkbox"/></td> <td><input type="checkbox"/></td> </tr> <tr> <td>Native Hawaiian & Other Pacific Islander</td> <td><input type="checkbox"/></td> <td><input type="checkbox"/></td> </tr> <tr> <td>Other</td> <td><input type="checkbox"/></td> <td><input type="checkbox"/></td> </tr> <tr> <td>White/Caucasian</td> <td><input type="checkbox"/></td> <td><input type="checkbox"/></td> </tr> <tr> <td>Male</td> <td><input type="checkbox"/></td> <td><input type="checkbox"/></td> <td rowspan="2"> <table style="width: 100%; border-collapse: collapse;"> <tr><td style="border-bottom: 1px solid black; width: 20px;"></td><td rowspan="2" style="font-size: 3em; vertical-align: middle; padding: 0 10px;">}</td><td style="border-bottom: 1px solid black; width: 20px;"></td></tr> <tr><td style="border-bottom: 1px solid black;"></td></tr> </table> </td> </tr> <tr> <td>Female</td> <td><input type="checkbox"/></td> <td><input type="checkbox"/></td> </tr> <tr> <td>0-10</td> <td><input type="checkbox"/></td> <td><input type="checkbox"/></td> <td rowspan="5"> <table style="width: 100%; border-collapse: collapse;"> <tr><td style="border-bottom: 1px solid black; width: 20px;"></td><td rowspan="5" style="font-size: 3em; vertical-align: middle; padding: 0 10px;">}</td><td style="border-bottom: 1px solid black; width: 20px;"></td></tr> <tr><td style="border-bottom: 1px solid black;"></td></tr> <tr><td style="border-bottom: 1px solid black;"></td></tr> <tr><td style="border-bottom: 1px solid black;"></td></tr> <tr><td style="border-bottom: 1px solid black;"></td></tr> <tr> <td>11-13</td> <td><input type="checkbox"/></td> <td><input type="checkbox"/></td> </tr> <tr> <td>14-15</td> <td><input type="checkbox"/></td> <td><input type="checkbox"/></td> </tr> <tr> <td>16-18</td> <td><input type="checkbox"/></td> <td><input type="checkbox"/></td> </tr> <tr> <td>Over 18</td> <td><input type="checkbox"/></td> <td><input type="checkbox"/></td> </tr> <tr> <td>At-Risk Population (no prior offense)</td> <td><input type="checkbox"/></td> <td><input type="checkbox"/></td> <td rowspan="6"> <table style="width: 100%; border-collapse: collapse;"> <tr><td style="border-bottom: 1px solid black; width: 20px;"></td><td rowspan="6" style="font-size: 3em; vertical-align: middle; padding: 0 10px;">}</td><td style="border-bottom: 1px solid black; width: 20px;"></td></tr> <tr><td style="border-bottom: 1px solid black;"></td></tr> <tr><td style="border-bottom: 1px solid black;"></td></tr> <tr><td style="border-bottom: 1px solid black;"></td></tr> <tr><td style="border-bottom: 1px solid black;"></td></tr> <tr><td style="border-bottom: 1px solid black;"></td></tr> </table> </td> </tr> <tr> <td>First Time Offenders</td> <td><input type="checkbox"/></td> <td><input type="checkbox"/></td> </tr> <tr> <td>Repeat Offenders</td> <td><input type="checkbox"/></td> <td><input type="checkbox"/></td> </tr> <tr> <td>Sex Offenders</td> <td><input type="checkbox"/></td> <td><input type="checkbox"/></td> </tr> <tr> <td>Status Offenders</td> <td><input type="checkbox"/></td> <td><input type="checkbox"/></td> </tr> <tr> <td>Violent Offenders</td> <td><input type="checkbox"/></td> <td><input type="checkbox"/></td> </tr> <tr> <td>Rural</td> <td><input type="checkbox"/></td> <td><input type="checkbox"/></td> <td rowspan="4"></td> </tr> <tr> <td>Suburban</td> <td><input type="checkbox"/></td> <td><input type="checkbox"/></td> </tr> <tr> <td>Tribal</td> <td><input type="checkbox"/></td> <td><input type="checkbox"/></td> </tr> <tr> <td>Urban</td> <td><input type="checkbox"/></td> <td><input type="checkbox"/></td> </tr> <tr> <td>Mental Health</td> <td><input type="checkbox"/></td> <td><input type="checkbox"/></td> <td rowspan="3"></td> </tr> <tr> <td>Substance Abuse</td> <td><input type="checkbox"/></td> <td><input type="checkbox"/></td> </tr> <tr> <td>Truant/Dropout</td> <td><input type="checkbox"/></td> <td><input type="checkbox"/></td> </tr> </table></td></tr></table>		}							Asian	<input type="checkbox"/>	<input type="checkbox"/>	Black/African American	<input type="checkbox"/>	<input type="checkbox"/>	Hispanic or Latino	<input type="checkbox"/>	<input type="checkbox"/>	Native Hawaiian & Other Pacific Islander	<input type="checkbox"/>	<input type="checkbox"/>	Other	<input type="checkbox"/>	<input type="checkbox"/>	White/Caucasian	<input type="checkbox"/>	<input type="checkbox"/>	Male	<input type="checkbox"/>	<input type="checkbox"/>	<table style="width: 100%; border-collapse: collapse;"> <tr><td style="border-bottom: 1px solid black; width: 20px;"></td><td rowspan="2" style="font-size: 3em; vertical-align: middle; padding: 0 10px;">}</td><td style="border-bottom: 1px solid black; width: 20px;"></td></tr> <tr><td style="border-bottom: 1px solid black;"></td></tr> </table>		}			Female	<input type="checkbox"/>	<input type="checkbox"/>	0-10	<input type="checkbox"/>	<input type="checkbox"/>	<table style="width: 100%; border-collapse: collapse;"> <tr><td style="border-bottom: 1px solid black; width: 20px;"></td><td rowspan="5" style="font-size: 3em; vertical-align: middle; padding: 0 10px;">}</td><td style="border-bottom: 1px solid black; width: 20px;"></td></tr> <tr><td style="border-bottom: 1px solid black;"></td></tr> <tr><td style="border-bottom: 1px solid black;"></td></tr> <tr><td style="border-bottom: 1px solid black;"></td></tr> <tr><td style="border-bottom: 1px solid black;"></td></tr> <tr> <td>11-13</td> <td><input type="checkbox"/></td> <td><input type="checkbox"/></td> </tr> <tr> <td>14-15</td> <td><input type="checkbox"/></td> <td><input type="checkbox"/></td> </tr> <tr> <td>16-18</td> <td><input type="checkbox"/></td> <td><input type="checkbox"/></td> </tr> <tr> <td>Over 18</td> <td><input type="checkbox"/></td> <td><input type="checkbox"/></td> </tr> <tr> <td>At-Risk Population (no prior offense)</td> <td><input type="checkbox"/></td> <td><input type="checkbox"/></td> <td rowspan="6"> <table style="width: 100%; border-collapse: collapse;"> <tr><td style="border-bottom: 1px solid black; width: 20px;"></td><td rowspan="6" style="font-size: 3em; vertical-align: middle; padding: 0 10px;">}</td><td style="border-bottom: 1px solid black; width: 20px;"></td></tr> <tr><td style="border-bottom: 1px solid black;"></td></tr> <tr><td style="border-bottom: 1px solid black;"></td></tr> <tr><td style="border-bottom: 1px solid black;"></td></tr> <tr><td style="border-bottom: 1px solid black;"></td></tr> <tr><td style="border-bottom: 1px solid black;"></td></tr> </table> </td> </tr> <tr> <td>First Time Offenders</td> <td><input type="checkbox"/></td> <td><input type="checkbox"/></td> </tr> <tr> <td>Repeat Offenders</td> <td><input type="checkbox"/></td> <td><input type="checkbox"/></td> </tr> <tr> <td>Sex Offenders</td> <td><input type="checkbox"/></td> <td><input type="checkbox"/></td> </tr> <tr> <td>Status Offenders</td> <td><input type="checkbox"/></td> <td><input type="checkbox"/></td> </tr> <tr> <td>Violent Offenders</td> <td><input type="checkbox"/></td> <td><input type="checkbox"/></td> </tr> <tr> <td>Rural</td> <td><input type="checkbox"/></td> <td><input type="checkbox"/></td> <td rowspan="4"></td> </tr> <tr> <td>Suburban</td> <td><input type="checkbox"/></td> <td><input type="checkbox"/></td> </tr> <tr> <td>Tribal</td> <td><input type="checkbox"/></td> <td><input type="checkbox"/></td> </tr> <tr> <td>Urban</td> <td><input type="checkbox"/></td> <td><input type="checkbox"/></td> </tr> <tr> <td>Mental Health</td> <td><input type="checkbox"/></td> <td><input type="checkbox"/></td> <td rowspan="3"></td> </tr> <tr> <td>Substance Abuse</td> <td><input type="checkbox"/></td> <td><input type="checkbox"/></td> </tr> <tr> <td>Truant/Dropout</td> <td><input type="checkbox"/></td> <td><input type="checkbox"/></td> </tr> </table>		}						11-13	<input type="checkbox"/>	<input type="checkbox"/>	14-15	<input type="checkbox"/>	<input type="checkbox"/>	16-18	<input type="checkbox"/>	<input type="checkbox"/>	Over 18	<input type="checkbox"/>	<input type="checkbox"/>	At-Risk Population (no prior offense)	<input type="checkbox"/>	<input type="checkbox"/>	<table style="width: 100%; border-collapse: collapse;"> <tr><td style="border-bottom: 1px solid black; width: 20px;"></td><td rowspan="6" style="font-size: 3em; vertical-align: middle; padding: 0 10px;">}</td><td style="border-bottom: 1px solid black; width: 20px;"></td></tr> <tr><td style="border-bottom: 1px solid black;"></td></tr> <tr><td style="border-bottom: 1px solid black;"></td></tr> <tr><td style="border-bottom: 1px solid black;"></td></tr> <tr><td style="border-bottom: 1px solid black;"></td></tr> <tr><td style="border-bottom: 1px solid black;"></td></tr> </table>		}							First Time Offenders	<input type="checkbox"/>	<input type="checkbox"/>	Repeat Offenders	<input type="checkbox"/>	<input type="checkbox"/>	Sex Offenders	<input type="checkbox"/>	<input type="checkbox"/>	Status Offenders	<input type="checkbox"/>	<input type="checkbox"/>	Violent Offenders	<input type="checkbox"/>	<input type="checkbox"/>	Rural	<input type="checkbox"/>	<input type="checkbox"/>		Suburban	<input type="checkbox"/>	<input type="checkbox"/>	Tribal	<input type="checkbox"/>	<input type="checkbox"/>	Urban	<input type="checkbox"/>	<input type="checkbox"/>	Mental Health	<input type="checkbox"/>	<input type="checkbox"/>		Substance Abuse	<input type="checkbox"/>	<input type="checkbox"/>	Truant/Dropout	<input type="checkbox"/>	<input type="checkbox"/>
	}																																																																																																																
Asian	<input type="checkbox"/>	<input type="checkbox"/>																																																																																																															
Black/African American	<input type="checkbox"/>	<input type="checkbox"/>																																																																																																															
Hispanic or Latino	<input type="checkbox"/>	<input type="checkbox"/>																																																																																																															
Native Hawaiian & Other Pacific Islander	<input type="checkbox"/>	<input type="checkbox"/>																																																																																																															
Other	<input type="checkbox"/>	<input type="checkbox"/>																																																																																																															
White/Caucasian	<input type="checkbox"/>	<input type="checkbox"/>																																																																																																															
Male	<input type="checkbox"/>	<input type="checkbox"/>	<table style="width: 100%; border-collapse: collapse;"> <tr><td style="border-bottom: 1px solid black; width: 20px;"></td><td rowspan="2" style="font-size: 3em; vertical-align: middle; padding: 0 10px;">}</td><td style="border-bottom: 1px solid black; width: 20px;"></td></tr> <tr><td style="border-bottom: 1px solid black;"></td></tr> </table>		}																																																																																																												
	}																																																																																																																
Female	<input type="checkbox"/>	<input type="checkbox"/>																																																																																																															
0-10	<input type="checkbox"/>	<input type="checkbox"/>	<table style="width: 100%; border-collapse: collapse;"> <tr><td style="border-bottom: 1px solid black; width: 20px;"></td><td rowspan="5" style="font-size: 3em; vertical-align: middle; padding: 0 10px;">}</td><td style="border-bottom: 1px solid black; width: 20px;"></td></tr> <tr><td style="border-bottom: 1px solid black;"></td></tr> <tr><td style="border-bottom: 1px solid black;"></td></tr> <tr><td style="border-bottom: 1px solid black;"></td></tr> <tr><td style="border-bottom: 1px solid black;"></td></tr> <tr> <td>11-13</td> <td><input type="checkbox"/></td> <td><input type="checkbox"/></td> </tr> <tr> <td>14-15</td> <td><input type="checkbox"/></td> <td><input type="checkbox"/></td> </tr> <tr> <td>16-18</td> <td><input type="checkbox"/></td> <td><input type="checkbox"/></td> </tr> <tr> <td>Over 18</td> <td><input type="checkbox"/></td> <td><input type="checkbox"/></td> </tr> <tr> <td>At-Risk Population (no prior offense)</td> <td><input type="checkbox"/></td> <td><input type="checkbox"/></td> <td rowspan="6"> <table style="width: 100%; border-collapse: collapse;"> <tr><td style="border-bottom: 1px solid black; width: 20px;"></td><td rowspan="6" style="font-size: 3em; vertical-align: middle; padding: 0 10px;">}</td><td style="border-bottom: 1px solid black; width: 20px;"></td></tr> <tr><td style="border-bottom: 1px solid black;"></td></tr> <tr><td style="border-bottom: 1px solid black;"></td></tr> <tr><td style="border-bottom: 1px solid black;"></td></tr> <tr><td style="border-bottom: 1px solid black;"></td></tr> <tr><td style="border-bottom: 1px solid black;"></td></tr> </table> </td> </tr> <tr> <td>First Time Offenders</td> <td><input type="checkbox"/></td> <td><input type="checkbox"/></td> </tr> <tr> <td>Repeat Offenders</td> <td><input type="checkbox"/></td> <td><input type="checkbox"/></td> </tr> <tr> <td>Sex Offenders</td> <td><input type="checkbox"/></td> <td><input type="checkbox"/></td> </tr> <tr> <td>Status Offenders</td> <td><input type="checkbox"/></td> <td><input type="checkbox"/></td> </tr> <tr> <td>Violent Offenders</td> <td><input type="checkbox"/></td> <td><input type="checkbox"/></td> </tr> <tr> <td>Rural</td> <td><input type="checkbox"/></td> <td><input type="checkbox"/></td> <td rowspan="4"></td> </tr> <tr> <td>Suburban</td> <td><input type="checkbox"/></td> <td><input type="checkbox"/></td> </tr> <tr> <td>Tribal</td> <td><input type="checkbox"/></td> <td><input type="checkbox"/></td> </tr> <tr> <td>Urban</td> <td><input type="checkbox"/></td> <td><input type="checkbox"/></td> </tr> <tr> <td>Mental Health</td> <td><input type="checkbox"/></td> <td><input type="checkbox"/></td> <td rowspan="3"></td> </tr> <tr> <td>Substance Abuse</td> <td><input type="checkbox"/></td> <td><input type="checkbox"/></td> </tr> <tr> <td>Truant/Dropout</td> <td><input type="checkbox"/></td> <td><input type="checkbox"/></td> </tr> </table>		}						11-13	<input type="checkbox"/>	<input type="checkbox"/>	14-15	<input type="checkbox"/>	<input type="checkbox"/>	16-18	<input type="checkbox"/>	<input type="checkbox"/>	Over 18	<input type="checkbox"/>	<input type="checkbox"/>	At-Risk Population (no prior offense)	<input type="checkbox"/>	<input type="checkbox"/>	<table style="width: 100%; border-collapse: collapse;"> <tr><td style="border-bottom: 1px solid black; width: 20px;"></td><td rowspan="6" style="font-size: 3em; vertical-align: middle; padding: 0 10px;">}</td><td style="border-bottom: 1px solid black; width: 20px;"></td></tr> <tr><td style="border-bottom: 1px solid black;"></td></tr> <tr><td style="border-bottom: 1px solid black;"></td></tr> <tr><td style="border-bottom: 1px solid black;"></td></tr> <tr><td style="border-bottom: 1px solid black;"></td></tr> <tr><td style="border-bottom: 1px solid black;"></td></tr> </table>		}							First Time Offenders	<input type="checkbox"/>	<input type="checkbox"/>	Repeat Offenders	<input type="checkbox"/>	<input type="checkbox"/>	Sex Offenders	<input type="checkbox"/>	<input type="checkbox"/>	Status Offenders	<input type="checkbox"/>	<input type="checkbox"/>	Violent Offenders	<input type="checkbox"/>	<input type="checkbox"/>	Rural	<input type="checkbox"/>	<input type="checkbox"/>		Suburban	<input type="checkbox"/>	<input type="checkbox"/>	Tribal	<input type="checkbox"/>	<input type="checkbox"/>	Urban	<input type="checkbox"/>	<input type="checkbox"/>	Mental Health	<input type="checkbox"/>	<input type="checkbox"/>		Substance Abuse	<input type="checkbox"/>	<input type="checkbox"/>	Truant/Dropout	<input type="checkbox"/>	<input type="checkbox"/>																																									
	}																																																																																																																
11-13	<input type="checkbox"/>	<input type="checkbox"/>																																																																																																															
14-15	<input type="checkbox"/>	<input type="checkbox"/>																																																																																																															
16-18	<input type="checkbox"/>	<input type="checkbox"/>																																																																																																															
Over 18	<input type="checkbox"/>	<input type="checkbox"/>																																																																																																															
At-Risk Population (no prior offense)	<input type="checkbox"/>	<input type="checkbox"/>	<table style="width: 100%; border-collapse: collapse;"> <tr><td style="border-bottom: 1px solid black; width: 20px;"></td><td rowspan="6" style="font-size: 3em; vertical-align: middle; padding: 0 10px;">}</td><td style="border-bottom: 1px solid black; width: 20px;"></td></tr> <tr><td style="border-bottom: 1px solid black;"></td></tr> <tr><td style="border-bottom: 1px solid black;"></td></tr> <tr><td style="border-bottom: 1px solid black;"></td></tr> <tr><td style="border-bottom: 1px solid black;"></td></tr> <tr><td style="border-bottom: 1px solid black;"></td></tr> </table>		}																																																																																																												
	}																																																																																																																
First Time Offenders	<input type="checkbox"/>	<input type="checkbox"/>																																																																																																															
Repeat Offenders	<input type="checkbox"/>	<input type="checkbox"/>																																																																																																															
Sex Offenders	<input type="checkbox"/>	<input type="checkbox"/>																																																																																																															
Status Offenders	<input type="checkbox"/>	<input type="checkbox"/>																																																																																																															
Violent Offenders	<input type="checkbox"/>	<input type="checkbox"/>																																																																																																															
Rural	<input type="checkbox"/>	<input type="checkbox"/>																																																																																																															
Suburban	<input type="checkbox"/>	<input type="checkbox"/>																																																																																																															
Tribal	<input type="checkbox"/>	<input type="checkbox"/>																																																																																																															
Urban	<input type="checkbox"/>	<input type="checkbox"/>																																																																																																															
Mental Health	<input type="checkbox"/>	<input type="checkbox"/>																																																																																																															
Substance Abuse	<input type="checkbox"/>	<input type="checkbox"/>																																																																																																															
Truant/Dropout	<input type="checkbox"/>	<input type="checkbox"/>																																																																																																															



Title II Formula Grant Projects
Year 2: Quarterly Progress Report- Part A

Please provide an update on your efforts with respect to administering the project as outlined in the original grant Request for Proposals and the Year 2 Reapplication for funding by addressing the following questions.

A. Year 2 Grant Award Amount - \$ _____
Amount Invoiced Year-to-Date (Sum of Quarterly Invoices) \$ _____
Percent of Award Invoiced-to-Date (Amount above ÷ Annual Award) _____ %

1. In relation to the overall project budget, are grant funds being expended as planned and on schedule? Yes No
If not, explain why and describe what expenditure plan(s) exist for the duration of the grant period.

2. Are all authorized positions filled and performing grant-related duties? Yes No
If not; explain why and what hiring plan(s) exist to fill those positions.

B. Describe the activities/actions taken this reporting period on the implementation of the direct service project, building project infrastructure and/or sustainability planning.

C. Discuss any collaborative efforts undertaken this reporting period with stakeholders (e.g., probation, local law enforcement, community-at-large).

D. Provide information regarding activities for evaluation planning and data infrastructure that will assist progress toward the project's goals and objectives in Year 2.

E. Describe any challenges/issues the project has encountered during the reporting period. Consider what may be affecting project effectiveness or may have the potential of affecting program outcomes and stated goals. Examples of areas where problems may exist are program administration, service delivery, rate of referrals, and participant enrollment or participation, among others.

Describe the plan(s) to resolve the identified challenges and/or issues.

F. What successes (other than participant-specific) has the project achieved (e.g., reaching participant enrollment for the period, reaching other stated project goals, recognition from public officials and/or other jurisdictions/agencies, receiving media coverage)?

G. Provide a list of any training or curricula that was provided to project staff, participants and their families, and/or stakeholders this quarter.



Title II Formula Grant Projects
Year 2: Quarterly Progress Report- Part A



H. What special activities/events for program participants did the project have this quarter?
Does the project have any special activities or events planned in the near future?

I. Other Comments, Observations, and/or Project Notables that you would like the BSCC to know about. If available also attach any news or public relations articles highlighting your program.

J. Case Study/Anecdotal Information: Case studies are often the most compelling evidence of the value of a program. With this in mind, please provide a brief description of a youth enrolled in your project (e.g., age, gender, race, criminal history), challenges with engaging and/or serving the youth, and how the project is positively impacting him/her.

Do not identify the individual by name.

K. If you would like technical assistance, please identify the nature of the request and a contact name, email address, and phone number for BSCC staff response.

**Quarterly Progress Reports- Parts A & B are due 45 days from the end of the reporting period.
Please email completed forms to: Michelle Grant | michelle.grant@bscc.ca.gov
For questions, please email or call Michelle Grant | michelle.grant@bscc.ca.gov | 916-341-6891
Or Helene Zentner | helene.zentner@bscc.ca.gov | 916-323-8631**

FOR BSCC USE ONLY

Date Reviewed: _____

Date entered into DC-TAT: _____

Reviewed by: _____

Comments: _____



TITLE II FORMULA GRANT - AFTERCARE/REENTRY
 YEAR 2 QUARTERLY PROGRESS REPORT- PART B
 PROJECT DATA



GRANTEE:

REPORTING PERIOD / QUARTER: _____

FEDERAL PERFORMANCE MEASURES		
PROJECT AND SHORT-TERM DATA MEASURES		DATA
1.a	Number of staff who participated in training.	0
1.b	Total number of project staff.	0
1.c	Percent of staff who participated in training.	#DIV/0!
1.d	Number of hours of training provided to project staff.	0
2.a	Number of New participants enrolled or admitted into the project.	0
2.b	Total number of youth served to date.	0
Number and percent of project youth who <u>offended</u> during the reporting period.		
3.a	Total number of project youth served during this reporting period.	0
3.b	Number of project youth tracked during this reporting period.	0
3.c	Of those youth identified in question #3.b, the number of project youth who had an arrest or delinquent offense during the reporting period.	0
3.d	Number of project youth who were committed to a juvenile hall or camp from an arrest or offense (identified in question #3.c) the reporting period.	0
3.e	Number of project youth who were sentenced to an adult jail from an arrest or offense (identified in question #3.c) the reporting period.	0
3.f	Number of project youth who received another sentence during the reporting period.	0
3.g	Percent of youth who had an arrest or delinquent offense during the reporting period.	#DIV/0!
Number and percent of project youth who <u>re-offended</u> during the reporting period.		
4.a	Of those youth identified in question #3.b, the number of project youth who had a <u>re-arrest</u> or <u>delinquent re-offense</u> during the reporting period.	0
4.b	Number of project youth (identified in question #4.a) who were <u>recommitted</u> to a juvenile hall or camp during the reporting period.	0
4.c	Number of project youth (identified in question #4.a) who were sentenced to an adult jail during the reporting period.	0
4.d	Number of project youth (identified in question #4.a) who received another sentence during the reporting period.	0
4.e	Percent of youth who had a <u>re-arrest</u> or <u>delinquent re-offense</u> during the reporting period.	#DIV/0!
5.a	Number of youth in the project who received services for substance use/abuse behavior during the reporting period.	0
5.b	Of those youth identified in question #5.a, the number of project youth with substance use/abuse behavioral change during the reporting period.	0
5.c	Percent of project youth served during the reporting period with noted substance abuse behavioral change.	#DIV/0!



**TITLE II FORMULA GRANT - AFTERCARE/REENTRY
YEAR 2 QUARTERLY PROGRESS REPORT- PART B
PROJECT DATA**



6.a	Number of project youth who exited the project this reporting period having successfully completed project requirements.	0
6.b	Define "Successfully Completed" for your Aftercare/Reentry project.	
6.c	Race/ethnicity of those youth who exited the project successfully this reporting period.	0
	American Indian/Alaskan Native	0
	Asian	0
	Black/African American	0
	Hispanic/Latino	0
	Native Hawaiian and Other Pacific Islander	0
	Other	0
	White	0
6.d	Total number of youth who exited the project during the reporting period (both successfully and unsuccessfully).	0
6.e	Of those youth exiting as unsuccessful (or who were terminated from the project), list the reason(s) for why the individual was unsuccessful.	
6.f	Race/ethnicity of those youth who exited the project unsuccessfully this reporting period.	0
	American Indian/Alaskan Native	0
	Asian	0
	Black/African American	0
	Hispanic/Latino	0
	Native Hawaiian and Other Pacific Islander	0
	Other	0
	White	0
6.g	Percent of project youth who exited the project having completed the project requirements (successfully).	#DIV/0!
7.a	Total number of days between intake and project exit for all youth served (identified in question #6.d.)	0
7.b	Number of project youth cases closed this reporting period.	0
7.c	Average length of stay in project.	#DIV/0!
8.a	Total number of days between project entry and finalized reentry plan for youth with completed plans this reporting period.	
8.b	Number of project youth with completed plans.	
8.c	Average length of time to complete aftercare or reentry plan.	#DIV/0!



**TITLE II FORMULA GRANT - AFTERCARE/REENTRY
YEAR 2 QUARTERLY PROGRESS REPORT- PART B
PROJECT DATA**



PARTICIPANT LONG-TERM DATA MEASURES (6 TO 12 MONTHS FOLLOWING SUCCESSFUL PROJECT COMPLETION)		DATA
9.a	Number of youth who successfully exited the project 6-12 months ago that are being tracked.	0
9.b	Of those youth identified in question #9.a, the number of project youth who had an arrest or delinquent offense during the reporting period.	0
9.c	Number of project youth (identified in question #9.b) who were committed to a juvenile hall or camp during the reporting period.	0
9.d	Number of project youth (identified in question #9.b) who were sentenced to an adult jail during the reporting period.	0
9.e	Number of project youth (identified in question #9.b) who received another sentence during the reporting period.	0
9.f	Percent of youth who recidivated after exiting the project.	#DIV/0!

10.	Additional Information Concerning the Above Measures:
Provide any additional information you believe will be helpful in describing any of the data above. To assist staff, please identify the data measure number within the narrative as reference.	

11.	Additional Measure(s) Collected:
Provide any additional data collected (quantitative and/or qualitative) for your project that may demonstrate project effectiveness but were not included in the above measures. Attach additional sheets, as necessary.	

<p>Quarterly Progress Reports- Parts A & B are due 45 days from the end of the reporting period. Please email completed forms to: Alfonso Jimenez alfonso.jimenez@bscc.ca.gov For questions, please email or call Alfonso Jimenez alfonso.jimenez@bscc.ca.gov 916-322-8088 Or Eloisa Tuitama eloisa.tuitama@bscc.ca.gov 916-341-7328</p>



**TITLE II FORMULA GRANT -
ALTERNATIVES TO DETENTION
YEAR 2 QUARTERLY PROGRESS REPORT- PART B
PROJECT DATA**



GRANTEE: _____

REPORTING PERIOD / QUARTER: _____

FEDERAL PERFORMANCE MEASURES		
PROJECT AND SHORT-TERM DATA MEASURES		DATA
1.a	Number of staff who participated in training.	0
1.b	Total number of project staff.	0
1.c	Percent of staff who participated in training.	#DIV/0!
1.d	Number of hours of training provided to project staff.	0
2.a	Number of New participants enrolled or admitted into the project.	0
2.b	Total number of youth served to date.	0
Number and percent of project youth who <u>offended</u> during the reporting period.		
3.a	Total number of project youth served during this reporting period.	0
3.b	Number of project youth tracked during this reporting period.	0
3.c	Of those youth identified in question #3.b, the number of project youth who had an arrest or delinquent offense during the reporting period.	0
3.d	Number of project youth who were committed to a juvenile hall or camp from an arrest or offense (identified in question #3.c) the reporting period.	0
3.e	Number of project youth who were sentenced to an adult jail from an arrest or offense (identified in question #3.c) the reporting period.	0
3.f	Number of project youth who received another sentence during the reporting period.	0
3.g	Percent of youth who had an arrest or delinquent offense during the reporting period.	#DIV/0!
Number and percent of project youth who <u>re-offended</u> during the reporting period.		
4.a	Of those youth identified in question #3.b, the number of project youth who had a <u>re-arrest</u> or <u>delinquent re-offense</u> during the reporting period.	0
4.b	Number of project youth (identified in question #4.a) who were <u>recommitted</u> to a juvenile hall or camp during the reporting period.	0
4.c	Number of project youth (identified in question #4.a) who were sentenced to an adult jail during the reporting period.	0
4.d	Number of project youth (identified in question #4.a) who received another sentence during the reporting period.	0
4.e	Percent of youth who had a <u>re-arrest</u> or <u>delinquent re-offense</u> during the reporting period.	#DIV/0!



**TITLE II FORMULA GRANT -
ALTERNATIVES TO DETENTION
YEAR 2 QUARTERLY PROGRESS REPORT- PART B
PROJECT DATA**



5.a	Number of project youth who exited the project this reporting period having successfully completed project requirements.	0
5.b	Define "Successfully Completed" for your Alternatives to Detention project.	
5.c	Race/ethnicity of those youth who exited the project successfully this reporting period.	0
	American Indian/Alaskan Native	0
	Asian	0
	Black/African American	0
	Hispanic/Latino	0
	Native Hawaiian and Other Pacific Islander	0
	Other	0
	White	0
5.d	Total number of youth who exited the project during the reporting period (both successfully and unsuccessfully).	0
5.e	Of those youth exiting as unsuccessful (or who were terminated from the project), list the reason(s) for why the individual was unsuccessful.	
5.f	Race/ethnicity of those youth who exited the project unsuccessfully this reporting period.	0
	American Indian/Alaskan Native	0
	Asian	0
	Black/African American	0
	Hispanic/Latino	0
	Native Hawaiian and Other Pacific Islander	0
	Other	0
	White	0
5.g	Percent of project youth who exited the project having completed the project requirements (successfully).	#DIV/0!
6.a	Total number of days between intake and project exit for all youth served (identified in question #6.d.)	0
6.b	Number of project youth cases closed this reporting period.	0
6.c	Average length of stay in project.	#DIV/0!



**TITLE II FORMULA GRANT -
ALTERNATIVES TO DETENTION
YEAR 2 QUARTERLY PROGRESS REPORT- PART B
PROJECT DATA**



PARTICIPANT LONG-TERM DATA MEASURES (6 TO 12 MONTHS FOLLOWING SUCCESSFUL PROJECT COMPLETION)		DATA
7.a	Number of youth who successfully exited the project 6-12 months ago that are being tracked.	0
7.b	Of those youth identified in question #8.a, the number of project youth who had an arrest or delinquent offense during the reporting period.	0
7.c	Number of project youth (identified in question #8.b) who were committed to a juvenile hall or camp during the reporting period.	0
7.d	Number of project youth (identified in question #8.b) who were sentenced to an adult jail during the reporting period.	0
7.e	Number of project youth (identified in question #8.b) who received another sentence during the reporting period.	0
7.f	Percent of youth who recidivated after exiting the project.	#DIV/0!

8.	Additional Information Concerning the Above Measures:
Provide any additional information you believe will be helpful in describing any of the data above. To assist staff, please identify the data measure number within the narrative as reference.	

9.	Additional Measure(s) Collected:
Provide any additional data collected (quantitative and/or qualitative) for your project that may demonstrate project effectiveness but were not included in the above measures. Attach additional sheets, as necessary.	

<p>Quarterly Progress Reports- Parts A & B are due 45 days from the end of the reporting period. Please email completed forms to: Alfonso Jimenez alfonso.jimenez@bscc.ca.gov For questions, please email or call Alfonso Jimenez alfonso.jimenez@bscc.ca.gov 916-322-8088 Or Eloisa Tuitama eloisa.tuitama@bscc.ca.gov 916-341-7328</p>



**TITLE II FORMULA GRANT -
DELINQUENCY PREVENTION
YEAR 2 QUARTERLY PROGRESS REPORT- PART B
PROJECT DATA**



GRANTEE: _____

REPORTING PERIOD / QUARTER: _____

FEDERAL PERFORMANCE MEASURES		
PROJECT AND SHORT-TERM DATA MEASURES		DATA
1.a	Number of staff who participated in training.	0
1.b	Total number of project staff.	0
1.c	Percent of staff who participated in training.	#DIV/0!
1.d	Number of hours of training provided to project staff.	0
2.a	Number of New participants enrolled or admitted into the project.	0
2.b	Total number of youth served to date.	0
Number and percent of project youth who <u>offended</u> during the reporting period.		
3.a	Total number of project youth served during this reporting period.	0
3.b	Number of project youth tracked during this reporting period.	0
3.c	Of those youth identified in question #3.b, the number of project youth who had an arrest or delinquent offense during the reporting period.	0
3.d	Number of project youth who were committed to a juvenile hall or camp from an arrest or offense (identified in question #3.c) the reporting period.	0
3.e	Number of project youth who were sentenced to an adult jail from an arrest or offense (identified in question #3.c) the reporting period.	0
3.f	Number of project youth who received another sentence during the reporting period.	0
3.g	Percent of youth who had an arrest or delinquent offense during the reporting period.	#DIV/0!
Number and percent of project youth who <u>re-offended</u> during the reporting period.		
4.a	Of those youth identified in question #3.b, the number of project youth who had a <u>re-arrest</u> or <u>delinquent re-offense</u> during the reporting period.	0
4.b	Number of project youth (identified in question #4.a) who were <u>recommitted</u> to a juvenile hall or camp during the reporting period.	0
4.c	Number of project youth (identified in question #4.a) who were sentenced to an adult jail during the reporting period.	0
4.d	Number of project youth (identified in question #4.a) who received another sentence during the reporting period.	0
4.e	Percent of youth who had a <u>re-arrest</u> or <u>delinquent re-offense</u> during the reporting period.	#DIV/0!
5.a	Number of youth in the project who received services for substance use/abuse behavior during the reporting period.	0
5.b	Of those youth identified in question #5.a, the number of project youth with substance use/abuse behavioral change during the reporting period.	0
5.c	Percent of project youth served during the reporting period with noted substance abuse behavioral change.	#DIV/0!



**TITLE II FORMULA GRANT -
DELINQUENCY PREVENTION
YEAR 2 QUARTERLY PROGRESS REPORT- PART B
PROJECT DATA**



6.a	Number of project youth who exited the project this reporting period having successfully completed project requirements.	0
6.b	Define "Successfully Completed" for your Delinquency Prevention project.	
6.c	Race/ethnicity of those youth who exited the project successfully this reporting period.	0
	American Indian/Alaskan Native	0
	Asian	0
	Black/African American	0
	Hispanic/Latino	0
	Native Hawaiian and Other Pacific Islander	0
	Other	0
	White	0
6.d	Total number of youth who exited the project during the reporting period (both successfully and unsuccessfully).	0
6.e	Of those youth exiting as unsuccessful (or who were terminated from the project), list the reason(s) for why the individual was unsuccessful.	
6.f	Race/ethnicity of those youth who exited the project unsuccessfully this reporting period.	0
	American Indian/Alaskan Native	0
	Asian	0
	Black/African American	0
	Hispanic/Latino	0
	Native Hawaiian and Other Pacific Islander	0
	Other	0
	White	0
6.g	Percent of project youth who exited the project having completed the project requirements (successfully).	#DIV/0!
7.a	Total number of days between intake and project exit for all youth served (identified in question #6.d.)	0
7.b	Number of project youth cases closed this reporting period.	0
7.c	Average length of stay in project.	#DIV/0!



**TITLE II FORMULA GRANT -
DELINQUENCY PREVENTION
YEAR 2 QUARTERLY PROGRESS REPORT- PART B
PROJECT DATA**



PARTICIPANT LONG-TERM DATA MEASURES (6 TO 12 MONTHS FOLLOWING SUCCESSFUL PROJECT COMPLETION)		DATA
8.a	Number of youth who successfully exited the project 6-12 months ago that are being tracked.	0
8.b	Of those youth identified in question #8.a, the number of project youth who had an arrest or delinquent offense during the reporting period.	0
8.c	Number of project youth (identified in question #8.b) who were committed to a juvenile hall or camp during the reporting period.	0
8.d	Number of project youth (identified in question #8.b) who were sentenced to an adult jail during the reporting period.	0
8.e	Number of project youth (identified in question #8.b) who received another sentence during the reporting period.	0
8.f	Percent of youth who recidivated after exiting the project.	#DIV/0!

9.	Additional Information Concerning the Above Measures:
Provide any additional information you believe will be helpful in describing any of the data above. To assist staff, please identify the data measure number within the narrative as reference.	

10.	Additional Measure(s) Collected:
Provide any additional data collected (quantitative and/or qualitative) for your project that may demonstrate project effectiveness but were not included in the above measures. Attach additional sheets, as necessary.	

**Quarterly Progress Reports- Parts A & B are due 45 days from the end of the reporting period.
Please email completed forms to: Alfonso Jimenez | alfonso.jimenez@bscc.ca.gov
For questions, please email or call Alfonso Jimenez | alfonso.jimenez@bscc.ca.gov | 916-322-8088
Or Eloisa Tuitama | eloisa.tuitama@bscc.ca.gov | 916-341-7328**



Board of State and Community Corrections
Corrections Planning and Programs Division



Reducing Racial and Ethnic Disparity Grant Project
Quarterly Progress Report- Part A
Phase 3: Infrastructure and Education

**SECTION 1
PROJECT INFORMATION**

County: []	Date: []
Prepared by: []	Phone: ([]) [] - []
Title: []	Email: []

2016-17 Reporting Quarters

<input type="checkbox"/> Quarter 1 October-December 2016	<input type="checkbox"/> Quarter 2 January-March 2017	<input type="checkbox"/> Quarter 3 April-June 2017	<input type="checkbox"/> Quarter 4 July-September 2017
--------------------------------------------------------------------	-----------------------------------------------------------------	--------------------------------------------------------------	------------------------------------------------------------------

**SECTION 2
PROJECT ADMINISTRATION**

Please provide an update on your efforts with respect to administering the project as outlined in the original grant Request for Proposals, the Phase 2 reapplication, and the Phase 3 reapplication by addressing the following questions.

A. Discuss barriers your department faces in implementing R.E.D. infrastructure capacity. Include strategies the department anticipates will assist in overcoming those barriers and an estimated timeframe for being able to address them.

[]

B. Provide project activities, events, and/or outcomes that emphasize the support, successes, and accomplishments for R.E.D. work being done in your county.

[]

C. Describe the engagement efforts taken this reporting period of providing R.E.D. training/understanding among probation staff.

[]

Describe the engagement efforts taken this reporting period of providing R.E.D. training/understanding among other county youth-serving agencies.

[]

Describe the engagement efforts taken this reporting period of providing R.E.D. training/understanding among community stakeholders.

[]

D. Outline the efforts taken this reporting period to implement new methods and/or improve the data collection and R.E.D. analysis efforts within the department or between stakeholders.

E. Federal Award Amount \$ [redacted]

Amount Invoiced Year-to-Date (Sum of Quarterly Invoices)	\$ [redacted]
Percent of Award Invoiced to Date (Amount above ÷ Annual Award)	% [redacted]

In relation to the overall project budget, are grant funds being expended as planned and on schedule? Yes No

If not, explain why and describe what expenditure plan(s) exist for the duration of the grant period.
[redacted]

E. Are all authorized positions filled and performing grant-related duties? Yes No
If not; explain why and what hiring plan(s) exist to fill those positions.
[redacted]

SECTION 3 PROJECT ASSESSMENT

Please provide an assessment of project activities with respect to the intent of the grant as outlined in the original Request for Proposals, Phase 2 reapplication, and the Phase 3 reapplication by addressing the following questions.

- A. Discuss infrastructure activities undertaken this reporting period that appear to be most beneficial in developing probation leadership for a community-wide R.E.D. initiative.
[redacted]
- B. Describe the leadership and/or management team activities undertaken this reporting period that have supported staff, stakeholders and/or the project toward achieving R.E.D. reduction goals.
[redacted]
- C. Describe how R.E.D. efforts will continue to be supported. Include the additional resources, partnerships, and/or new funding streams to be leveraged to continue R.E.D. system change.
[redacted]
- D. Provide any other information that you believe may be pertinent to assessing the impact of this project on reshaping the juvenile justice system's perspective of, or approach to, R.E.D.
[redacted]

**Quarterly Progress Reports- Parts A, B, & C are due 45 days from the end of the reporting period.
Please email completed forms to: Alfonso Jimenez | alfonso.jimenez@bscc.ca.gov
For questions, please email or call Alfonso Jimenez | alfonso.jimenez@bscc.ca.gov | 916-322-8088
Or Eloisa Tuitama | Eloisa.tuitama@bscc.ca.gov | 916-341-7328**

FOR BSCC USE ONLY

Date Reviewed: [redacted]

Date entered. into DC-TAT: [redacted]

Reviewed by: [redacted]

Comments: [redacted]



REDUCING RACIAL AND ETHNIC DISPARITY (R.E.D.)
 - - - - -
QUARTERLY PROGRESS REPORT- PART B
PROJECT DATA



COUNTY:

REPORTING PERIOD / QUARTER

FEDERAL PERFORMANCE MEASURES		DATA
1.a	Number of probation staff who participated in R.E.D. related training this quarter.	0
1.b	Total number of probation staff.	0
1.c	Percent of probation staff trained in R.E.D. related materials this quarter.	#DIV/0!
1.d	Number of R.E.D. related <u>training hours</u> provided to probation staff this quarter.	0
2.a	Number of non-probation individuals (include stakeholders) who participated in R.E.D. related training this quarter.	0
2.b	Number of <u>training hours</u> of non-probation individuals (include stakeholders) who participated in R.E.D. related training this quarter.	0
3.	Total number of R.E.D. related <u>trainings</u> conducted this quarter (include both probation staff and non-probation individuals).	0
4.	Number of program materials developed this quarter.	0
5.	Number of planning activities conducted this quarter.	0
6.a	Number of identification/assessment studies conducted this quarter.	0
6.b	Total number of recommendations <u>made</u> this quarter based on an identification/assessment study.	0
6.c	Number of recommendations <u>chosen</u> this quarter for implementation based on an identification/assessment study conducted.	0
7.	Number of data collection system improvement projects implemented this quarter.	0
8.	Number of objective decision-making tools developed this quarter.	0
9.	Number of program/agency policies or procedures created, amended or rescinded this quarter (e.g., change in decision making tools, management review of all violations of probation, etc.).	0
10.a	Number of newly established partnerships/stakeholders in R.E.D. reduction activities this quarter.	0
10.b	List new partnerships/stakeholders identified above in question #10.a.	



REDUCING RACIAL AND ETHNIC DISPARITY (R.E.D.)
 — — — — —
QUARTERLY PROGRESS REPORT- PART B
PROJECT DATA



11.	Additional Information Concerning the Above Measures:
Provide any additional information you believe will be helpful in describing any of the data above. To assist staff, please identify the data measure number within the narrative as reference.	

12.	Additional Measure(s) Collected:
Provide any additional data collected (quantitative and/or qualitative) for your project that may be pertinent to assessing the impact of this project on reducing R.E.D. but were not included in the above measures. Attach additional sheets, as necessary.	

Quarterly Progress Reports- Parts A & B are due 45 days from the end of the reporting period.
Please email completed forms to: Alfonso Jimenez | alfonso.jimenez@bscc.ca.gov
For questions, please email or call Alfonso Jimenez | alfonso.jimenez@bscc.ca.gov | 916-322-8088
Or Eloisa Tuitama | eloisa.tuitama@bscc.ca.gov | 916-341-7328



REDUCING RACIAL AND ETHNIC DISPARITY

 QUARTERLY PROGRESS REPORT- PART C
 DECISION-MAKING R.E.D. DATA



County:

Reporting Quarter:

	Totals	Total		White		African-American		Hispanic		Asian		Pacific Islander		Native American		Other	
		Male	Female	Male	Female	Male	Female	Male	Female	Male	Female	Male	Female	Male	Female	Male	Female
County Youth Population Ages 10-17																	
Juvenile Arrests	0	0	0														
Juvenile Hall Bookings	0	0	0														
In-Custody Holds for Detention Hearings	0	0	0														
Petitions- Filed	0	0	0														
Petitions- Sustained	0	0	0														
Institutional Commitments	0	0	0														

Provide the information requested above based on your agency's internal data collection system for this reporting period only. Although full collection capacity may not be currently available, include those data elements that are available within your system for this quarter. Provide gender breakouts within each racial/ethnic group.

For the count of county youth population, ages 10-17: Data based on Department of Finance, Population Projections by Race/Ethnicity, Detailed Age, and Gender, Year 2013.

For each decision-making category, report the number of **events**, by race/ethnicity and gender for the reporting quarter - not the number of individual youth, as a single youth may have multiple events over the course of the 3-month reporting period.

> Juvenile Arrests: Report the total number of juvenile arrests made by local law enforcement officers.

> Juvenile Bookings: Report the total number of bookings into the juvenile hall(s).

> In-Custody Holds for Detention Hearings: Report the total number juveniles held in-custody awaiting detention hearings (pre-disposition).

> Petitions- Filed: Report the total number of petitions that were filed by the District Attorney.

> Petitions- Sustained: Report the total number of petitions that were sustained.

> Institutional Commitments: Report the total number of juvenile committed to a juvenile detention facility (juvenile hall or camp) by the Court (post-disposition).

Quarterly Progress Reports- Parts A & B are due 45 days from the end of the reporting period.
 Please email completed forms to: Alfonso Jimenez | alfonso.jimenez@bscc.ca.gov
 For questions, please email or call Alfonso Jimenez | alfonso.jimenez@bscc.ca.gov | 916-322-8088
 Or Eloisa Tuitama | eloisa.tuitama@bscc.ca.gov | 916-341-7328



**TITLE II FORMULA GRANT - DIVERSION
YEAR 2 QUARTERLY PROGRESS REPORT- PART B
PROJECT DATA**



GRANTEE: _____

REPORTING PERIOD / QUARTER: _____

FEDERAL PERFORMANCE MEASURES		
PROJECT AND SHORT-TERM DATA MEASURES		DATA
1.a	Number of staff who participated in training.	0
1.b	Total number of project staff.	0
1.c	Percent of staff who participated in training.	#DIV/0!
1.d	Number of hours of training provided to project staff.	0
2.a	Number of New participants enrolled or admitted into the project.	0
2.b	Total number of youth served to date.	0
Number and percent of project youth who <u>offended</u> during the reporting period.		
3.a	Total number of project youth served during this reporting period.	0
3.b	Number of project youth tracked during this reporting period.	0
3.c	Of those youth identified in question #3.b, the number of project youth who had an arrest or delinquent offense during the reporting period.	0
3.d	Number of project youth who were committed to a juvenile hall or camp from an arrest or offense (identified in question #3.c) the reporting period.	0
3.e	Number of project youth who were sentenced to an adult jail from an arrest or offense (identified in question #3.c) the reporting period.	0
3.f	Number of project youth who received another sentence during the reporting period.	0
3.g	Percent of youth who had an arrest or delinquent offense during the reporting period.	#DIV/0!
Number and percent of project youth who <u>re-offended</u> during the reporting period.		
4.a	Of those youth identified in question #3.b, the number of project youth who had a <u>re-arrest</u> or <u>delinquent re-offense</u> during the reporting period.	0
4.b	Number of project youth (identified in question #4.a) who were <u>recommitted</u> to a juvenile hall or camp during the reporting period.	0
4.c	Number of project youth (identified in question #4.a) who were sentenced to an adult jail during the reporting period.	0
4.d	Number of project youth (identified in question #4.a) who received another sentence during the reporting period.	0
4.e	Percent of youth who had a <u>re-arrest</u> or <u>delinquent re-offense</u> during the reporting period.	#DIV/0!
5.a	Number of youth in the project who received services for substance use/abuse behavior during the reporting period.	0
5.b	Of those youth identified in question #5.a, the number of project youth with substance use/abuse behavioral change during the reporting period.	0
5.c	Percent of project youth served during the reporting period with noted substance abuse behavioral change.	#DIV/0!



**TITLE II FORMULA GRANT - DIVERSION
YEAR 2 QUARTERLY PROGRESS REPORT- PART B
PROJECT DATA**



6.a	Number of project youth who exited the project this reporting period having successfully completed project requirements.	0
6.b	Define "Successfully Completed" for your Diversion project.	
6.c	Race/ethnicity of those youth who exited the project successfully this reporting period.	0
	American Indian/Alaskan Native	0
	Asian	0
	Black/African American	0
	Hispanic/Latino	0
	Native Hawaiian and Other Pacific Islander	0
	Other	0
	White	0
6.d	Total number of youth who exited the project during the reporting period (both successfully and unsuccessfully).	0
6.e	Of those youth exiting as unsuccessful (or who were terminated from the project), list the reason(s) for why the individual was unsuccessful.	
6.f	Race/ethnicity of those youth who exited the project unsuccessfully this reporting period.	0
	American Indian/Alaskan Native	0
	Asian	0
	Black/African American	0
	Hispanic/Latino	0
	Native Hawaiian and Other Pacific Islander	0
	Other	0
	White	0
6.g	Percent of project youth who exited the project having completed the project requirements (successfully).	#DIV/0!
7.a	Total number of days between intake and project exit for all youth served (identified in question #6.d.)	0
7.b	Number of project youth cases closed this reporting period.	0
7.c	Average length of stay in project.	#DIV/0!



**TITLE II FORMULA GRANT - DIVERSION
YEAR 2 QUARTERLY PROGRESS REPORT- PART B
PROJECT DATA**



PARTICIPANT LONG-TERM DATA MEASURES (6 TO 12 MONTHS FOLLOWING SUCCESSFUL PROJECT COMPLETION)		DATA
8.a	Number of youth who successfully exited the project 6-12 months ago that are being tracked.	0
8.b	Of those youth identified in question #8.a, the number of project youth who had an arrest or delinquent offense during the reporting period.	0
8.c	Number of project youth (identified in question #8.b) who were committed to a juvenile hall or camp during the reporting period.	0
8.d	Number of project youth (identified in question #8.b) who were sentenced to an adult jail during the reporting period.	0
8.e	Number of project youth (identified in question #8.b) who received another sentence during the reporting period.	0
8.f	Percent of youth who recidivated after exiting the project.	#DIV/0!

9.	Additional Information Concerning the Above Measures:
Provide any additional information you believe will be helpful in describing any of the data above. To assist staff, please identify the data measure number within the narrative as reference.	

10.	Additional Measure(s) Collected:
Provide any additional data collected (quantitative and/or qualitative) for your project that may demonstrate project effectiveness but were not included in the above measures. Attach additional sheets, as necessary.	

<p>Quarterly Progress Reports- Parts A & B are due 45 days from the end of the reporting period. Please email completed forms to: Alfonso Jimenez alfonso.jimenez@bscc.ca.gov For questions, please email or call Alfonso Jimenez alfonso.jimenez@bscc.ca.gov 916-322-8088 Or Eloisa Tuitama eloisa.tuitama@bscc.ca.gov 916-341-7328</p>



Board of State and Community Corrections
Corrections Planning and Programs Division



Tribal Youth Grant Project
Year 2: Quarterly Progress Report- Part A



2016-17 Reporting Quarters			
<input type="checkbox"/> Quarter 1 October–December 2016	<input type="checkbox"/> Quarter 2 January–March 2017	<input type="checkbox"/> Quarter 3 April–June 2017	<input type="checkbox"/> Quarter 4 July–September 2017

Tribe: <input type="text"/>	Date: <input type="text"/>
Prepared by: <input type="text"/>	Phone: (<input type="text"/>) <input type="text"/> - <input type="text"/>
Title: <input type="text"/>	Email: <input type="text"/>

Project Youth Demographics											
	Group(s) Project Specifically Targets	Group(s) Served This Quarter	# of Project Youth Served This Quarter								
American Indian/Alaskan Native	<input type="checkbox"/>	<input type="checkbox"/>	<table style="width: 100%; border: none;"> <tr><td>_____</td><td rowspan="6" style="font-size: 3em; vertical-align: middle;">}</td><td rowspan="6">_____</td></tr> <tr><td>_____</td></tr> <tr><td>_____</td></tr> <tr><td>_____</td></tr> <tr><td>_____</td></tr> <tr><td>_____</td></tr> </table>	_____	}	_____	_____	_____	_____	_____	_____
_____	}	_____									

Asian	<input type="checkbox"/>	<input type="checkbox"/>									
Black/African American	<input type="checkbox"/>	<input type="checkbox"/>									
Hispanic or Latino	<input type="checkbox"/>	<input type="checkbox"/>									
Native Hawaiian & Other Pacific Islander	<input type="checkbox"/>	<input type="checkbox"/>									
Other	<input type="checkbox"/>	<input type="checkbox"/>									
White/Caucasian	<input type="checkbox"/>	<input type="checkbox"/>									
Male	<input type="checkbox"/>	<input type="checkbox"/>	<table style="width: 100%; border: none;"> <tr><td>_____</td><td rowspan="2" style="font-size: 3em; vertical-align: middle;">}</td><td rowspan="2">_____</td></tr> <tr><td>_____</td></tr> </table>	_____	}	_____	_____				
_____	}	_____									

Female	<input type="checkbox"/>	<input type="checkbox"/>									
0-10	<input type="checkbox"/>	<input type="checkbox"/>	<table style="width: 100%; border: none;"> <tr><td>_____</td><td rowspan="5" style="font-size: 3em; vertical-align: middle;">}</td><td rowspan="5">_____</td></tr> <tr><td>_____</td></tr> <tr><td>_____</td></tr> <tr><td>_____</td></tr> <tr><td>_____</td></tr> </table>	_____	}	_____	_____	_____	_____	_____	
_____	}	_____									

11-13	<input type="checkbox"/>	<input type="checkbox"/>									
14-15	<input type="checkbox"/>	<input type="checkbox"/>									
16-18	<input type="checkbox"/>	<input type="checkbox"/>									
Over 18	<input type="checkbox"/>	<input type="checkbox"/>									
At-Risk Population (no prior offense)	<input type="checkbox"/>	<input type="checkbox"/>	<table style="width: 100%; border: none;"> <tr><td>_____</td><td rowspan="6" style="font-size: 3em; vertical-align: middle;">}</td><td rowspan="6">_____</td></tr> <tr><td>_____</td></tr> <tr><td>_____</td></tr> <tr><td>_____</td></tr> <tr><td>_____</td></tr> <tr><td>_____</td></tr> </table>	_____	}	_____	_____	_____	_____	_____	_____
_____	}	_____									

First Time Offenders	<input type="checkbox"/>	<input type="checkbox"/>									
Repeat Offenders	<input type="checkbox"/>	<input type="checkbox"/>									
Sex Offenders	<input type="checkbox"/>	<input type="checkbox"/>									
Status Offenders	<input type="checkbox"/>	<input type="checkbox"/>									
Violent Offenders	<input type="checkbox"/>	<input type="checkbox"/>									
Rural	<input type="checkbox"/>	<input type="checkbox"/>									
Suburban	<input type="checkbox"/>	<input type="checkbox"/>									
Tribal	<input type="checkbox"/>	<input type="checkbox"/>									
Urban	<input type="checkbox"/>	<input type="checkbox"/>									
Mental Health	<input type="checkbox"/>	<input type="checkbox"/>									
Substance Abuse	<input type="checkbox"/>	<input type="checkbox"/>									
Truant/Dropout	<input type="checkbox"/>	<input type="checkbox"/>									



**Tribal Youth Grant Project
Year 2: Quarterly Progress Report- Part A**

Please provide an update on your efforts with respect to administering the project as outlined in the original grant Request for Proposals by addressing the following questions.

A. Year 1 Grant Award Amount - \$120,000

Amount Invoiced Year-to-Date (Sum of Quarterly Invoices) \$ _____

Percent of Award Invoiced-to-Date (Amount above ÷ Annual Award) _____ %

1. In relation to the overall project budget, are grant funds being expended as planned and on schedule? Yes No
If not, explain why and describe what expenditure plan(s) exist for the duration of the grant period.

2. Are all authorized positions filled and performing grant-related duties? Yes No
If not; explain why and what hiring plan(s) exist to fill those positions.

B. Describe the activities/actions taken this reporting period on the implementation of the direct service project, building project infrastructure and/or sustainability planning.

C. Discuss any collaborative efforts undertaken this reporting period with stakeholders (e.g., probation, local law enforcement, community-at-large).

D. Provide information regarding activities for evaluation planning and data infrastructure that will assist progress toward the project's goals and objectives in Year 2.

E. Describe any challenges/issues the project has encountered during the reporting period. Consider what may be affecting project effectiveness or may have the potential of affecting program outcomes and stated goals. Examples of areas where problems may exist are program administration, service delivery, rate of referrals, and participant enrollment or participation, among others.

Describe the plan(s) to resolve the identified challenges and/or issues.

F. What successes (other than participant-specific) has the project achieved (e.g., reaching participant enrollment for the period, reaching other stated project goals, recognition from public officials and/or other jurisdictions/agencies, receiving media coverage)?

G. Provide a list of any training or curricula that was provided to project staff, tribal families, and/or stakeholders this quarter.



Tribal Youth Grant Project
Year 2: Quarterly Progress Report- Part A



H. What special activities/events for program participants did the project have this quarter? Does the project have any special activities or events planned in the near future?
[Redacted]

I. Other Comments, Observations, and/or Project Notables that you would like the BSCC to know about. If available also attach any news or public relations articles highlighting your program.
[Redacted]

J. Case Study/Anecdotal Information: Case studies are often the most compelling evidence of the value of a program. With this in mind, please provide a brief description of a youth enrolled in your project (e.g., age, gender, race, criminal history), challenges with engaging and/or serving the youth, and how the project is positively impacting him/her.
Do not identify the individual by name.
[Redacted]

K. If you would like technical assistance, please identify the nature of the request and a contact name, email address, and phone number for BSCC staff response.
[Redacted]

Quarterly Progress Reports- Parts A, B, & C are due 45 days from the end of the reporting period.
Please email completed forms to: Alfonso Jimenez | alfonso.jimenez@bscc.ca.gov
For questions, please email or call Alfonso Jimenez | alfonso.jimenez@bscc.ca.gov | 916-322-8088
Or Eloisa Tuitama | Eloisa.tuitama@bscc.ca.gov | 916-341-7328

FOR BSCC USE ONLY

Date Reviewed: [Redacted]

Date entered into DC-TAT: [Redacted]

Reviewed by: [Redacted]

Comments: [Redacted]



**TITLE II FORMULA GRANT - TRIBAL YOUTH GRANT
YEAR 2 QUARTERLY PROGRESS REPORT- PART B
PROJECT DATA**



TRIBE: _____

REPORTING PERIOD / QUARTER: _____

FEDERAL TRIBAL PERFORMANCE MEASURES		
PROJECT AND SHORT-TERM DATA MEASURES		DATA
1.a	Number of staff who participated in training.	0
1.b	Total number of project staff.	0
1.c	Percent of staff who participated in training.	#DIV/0!
1.d	Number of hours of training provided to project staff.	0
2.a	Number of new participants enrolled or admitted into the project.	0
2.b	Total number of youth served to date.	0
Number and percent of project youth who <u>offended</u> during the reporting period.		
3.a	Total number of project youth served during this reporting period.	0
3.b	Number of project youth tracked during this reporting period.	0
3.c	Of those youth identified in question #3.b, the number of project youth who had an arrest or delinquent offense during the reporting period.	0
3.d	Number of project youth who were committed to a juvenile hall or camp from an arrest or offense (identified in question #3.c) the reporting period.	0
3.e	Number of project youth who were sentenced to an adult jail from an arrest or offense (identified in question #3.c) the reporting period.	0
3.f	Number of project youth who received another sentence during the reporting period.	0
3.g	Percent of youth who had an arrest or delinquent offense during the reporting period.	#DIV/0!
Number and percent of project youth who <u>re-offended</u> during the reporting period.		
4.a	Of those youth identified in question #3.b, the number of project youth who had a <u>re-arrest</u> or <u>delinquent re-offense</u> during the reporting period.	0
4.b	Number of project youth (identified in question #4.a) who were <u>recommitted</u> to a juvenile hall or camp during the reporting period.	0
4.c	Number of project youth (identified in question #4.a) who were sentenced to an adult jail during the reporting period.	0
4.d	Number of project youth (identified in question #4.a) who received another sentence during the reporting period.	0
4.e	Percent of youth who had a <u>re-arrest</u> or <u>delinquent re-offense</u> during the reporting period.	#DIV/0!
5.a	Number of youth in the project who received services for substance use/abuse behavior during the reporting period.	0
5.b	Of those youth identified in question #5.a, the number of project youth with substance use/abuse behavioral change during the reporting period.	0
5.c	Percent of project youth served during the reporting period with noted substance abuse behavioral change.	#DIV/0!



**TITLE II FORMULA GRANT - TRIBAL YOUTH GRANT
YEAR 2 QUARTERLY PROGRESS REPORT- PART B
PROJECT DATA**



6.a	Number of project youth who exited the project this reporting period having successfully completed project requirements.	0
6.b	Define "Successfully Completed" for your Tribal project.	
6.c	Total number of youth who exited the project during the reporting period (both successfully and unsuccessfully).	0
6.d	Of those youth exiting as unsuccessful (or who were terminated from the project), list the reason(s) for why the individual was unsuccessful.	
6.e	Percent of project youth who exited the project having completed the project requirements (successfully).	#DIV/0!

PARTICIPANT LONG-TERM DATA MEASURES (6 TO 12 MONTHS FOLLOWING SUCCESSFUL PROJECT COMPLETION)		DATA
7.a	Number of youth who successfully exited the project 6-12 months ago that are being tracked.	0
7.b	Of those youth identified in question #7.a, the number of project youth who had a <u>new</u> arrest or delinquent offense during the reporting period.	0
7.c	Number of project youth (identified in question #7.b) who were committed to a juvenile hall or camp during the reporting period.	0
7.d	Number of project youth (identified in question #7.b) who were sentenced to an adult jail during the reporting period.	0
7.e	Number of project youth (identified in question #7.b) who received another sentence during the reporting period.	0
7.f	Percent of youth who recidivated after exiting the project.	#DIV/0!
8.a	Number of youth who received substance use/abuse services, successfully exited the project 6-12 months ago, and are being tracked.	0
8.b	Of those youth identified in question #8.a, the number of project youth who continue to have a noted behavioral change for substance use/abuse.	0
8.c	Percent of successful project youth who continue to have a noted behavioral change for substance use/abuse.	#DIV/0!

9. Additional Information Concerning the Above Measures: Provide any additional information you believe will be helpful in describing any of the data above. To assist staff, please identify the data measure number within the narrative as reference.



**TITLE II FORMULA GRANT - TRIBAL YOUTH GRANT
YEAR 2 QUARTERLY PROGRESS REPORT- PART B
PROJECT DATA**



10.	Additional Measure(s) Collected:
Provide any additional data collected (quantitative and/or qualitative) for your project that may demonstrate project effectiveness but were not included in the above measures. Attach additional sheets, as necessary.	

**Quarterly Progress Reports- Parts A & B are due 45 days from the end of the reporting period.
Please email completed forms to: Alfonso Jimenez | alfonso.jimenez@bscc.ca.gov
For questions, please email or call Alfonso Jimenez | alfonso.jimenez@bscc.ca.gov | 916-322-8088
Or Eloisa Tuitama | eloisa.tuitama@bscc.ca.gov | 916-341-7328**

**APPLICANT DISCLOSURE OF PENDING APPLICATIONS
AND OTHER ASSURANCES**

The California Board of State and Community Corrections does not have (and is not proposed as a subrecipient under) any pending applications submitted within the last 12 months for federally funded grants or cooperative agreements (or for subawards under federal grants or cooperative agreements) that request funding to support the same project being proposed in this application to OJP and that would cover all identical cost items outlined in the budget submitted as part of this application.

The California Board of State and Community Corrections has not been designated high risk by another federal grant making agency.

The California Board of State and Community Corrections FFY 2016-18 Title II proposal does not involve a formal research and/or evaluation project.



**U.S. DEPARTMENT OF JUSTICE
OFFICE OF JUSTICE PROGRAMS**

OMB Number: 1121-0329
Expiration Date: 12/31/2018

FINANCIAL MANAGEMENT AND SYSTEM OF INTERNAL CONTROLS QUESTIONNAIRE

The financial management system of each non-Federal entity must provide for the following

- Retention requirements for records
- Requests for transfer of records
- Methods for collection, transmission and storage of information
- Access to records
- Restrictions on public access to records

- (1) Identification, in its accounts, of all Federal awards received and expended and the Federal programs under which they were received. Federal program and Federal award identification must include, as applicable, the CFDA title and number, Federal award identification number and year, name of the Federal agency, and name of the pass-through entity, if any.
- (2) Accurate, current, and complete disclosure of the financial results of each Federal award or program.
- (3) Records that identify adequately the source and application of funds for federally-funded activities. These records must contain information pertaining to Federal awards, authorizations, obligations, unobligated balances, assets, expenditures, income and interest and be supported by source documentation.
- (4) Effective control over, and accountability for, all funds, property, and other assets. The non-Federal entity must adequately safeguard all assets and assure that they are used solely for authorized purposes.
- (5) Comparison of expenditures with budget amounts for each Federal award.
- (6) Written procedures to document the receipt and disbursement of Federal funds including procedures to minimize the time elapsing between the transfer of funds from the United States Treasury or the pass-through entity and the disbursement by the non-Federal entity whether the payment is made by electronic funds transfer, or issuance or redemption of checks, warrants, or payment by other means.
- (7) Written procedures for determining the allowability of costs.

APPLICANT ORGANIZATIONAL INFORMATION

1. Name of Organization and Address:

Organization Name: **Board of State & Community Corrections**
 Street1: **2590 Venture Oaks Way, Suite 200**
 Street2:
 City: **Sacramento**
 State: **CA: California**
 Zip Code: **95833**

2. Authorized Representative's Name and Title:

Prefix: First Name: **Kathleen** Middle Name:
 Last Name: **Howard** Suffix:
 Title: **Executive Director**

3. Phone: **(916) 341-6012** 4. Fax: **9163273317**

5. Email: **kathleen.howard@bscc.ca.gov**

6. Year Established: **2012** 7. Employer Identification Number (EIN): **68-0282717** 8. DUNS Number: **9490957310000**

9. Type of Organization:

- State Municipality Non-Profit Higher Education Tribal For-Profit
 Other:



**U.S. DEPARTMENT OF JUSTICE
OFFICE OF JUSTICE PROGRAMS**

OMB Number: 1121-0329
Expiration Date: 12/31/2018

AUDIT INFORMATION

An audit is conducted using generally accepted auditing standards (GAAS) or Generally Accepted Governmental Auditing Standards (GAGAS) and results in an audit report with an opinion.

10. The organization has undergone the following types of audit(s)(Please check all that apply):

- OMB A-133 Single Audit
- Financial Statement Audit
- Defense Contract Agency Audit (DCAA)
- None
- Programmatic Audit & Agency:

Office of Juvenile Justice & Delinquency Prevention

Other Audit & Agency:

11. Most Recent Audit: Within the past 12 months Within the past two years More than two years

Name of Audit Agency/Firm: **Office of the Chief Financial Officer (April 2017)**

AUDITOR'S OPINION:

12. On the most recent audit, what was the auditor's opinion? N/A because audit very recent (April 2017)

- Unqualified Opinion
- Qualified Opinion
- Disclaimer, Going Concern or Adverse Opinions

Please enter the number of findings: N/A

Please enter the amount of questioned costs: N/A

Were material weaknesses noted in either the Financial Statement or Single Audit? Yes No

ACCOUNTING SYSTEM

13. Which of the following best describes your accounting system:

- Manual
- Automated
- Combination

14. Does the accounting system identify the receipt and expenditure of program funds separately for each grant?

- Yes
- No
- Not Sure

15. Does the accounting system provide for the recording of expenditures for each grant/contract by budget cost categories shown in the approved budget?

- Yes
- No
- Not Sure

16. Does your accounting system have the capability to document the recording of cost sharing or match for each grant? Can you determine if documentation is available to support recorded match or cost share?

- Yes
- No
- Not Sure

17. Are time distribution records maintained for each employee that specifically identify effort charged to a particular grant or cost objective?

- Yes
- No
- Not Sure

18. Does the accounting/financial system include budgetary controls to preclude incurring obligations or costs in excess of total funds available or by budget cost category (e.g. Personnel, Travel, etc.)?

- Yes
- No
- Not Sure

19. Is the organization familiar with the existing Federal regulation and guidelines containing the Cost Principles and procedures for the determination and allowance of costs in connection with Federal grants?

- Yes
- No
- Not Sure



**U.S. DEPARTMENT OF JUSTICE
OFFICE OF JUSTICE PROGRAMS**

OMB Number: 1121-0329
Expiration Date: 12/31/2018

PROPERTY STANDARDS, PROCUREMENT STANDARDS, AND TRAVEL POLICIES

PROPERTY STANDARDS

20. Does your property management system(s) provide for maintaining:
(1) a description of the equipment; (2) an identification number; (3) source of the property, including the award number; (4) where title vests; (5) acquisition date; (6) federal share of property cost; (7) location and condition of the property; (8) acquisition cost; & (9) ultimate disposition information?

Yes No Not Sure

PROCUREMENT STANDARDS

21. Does your organization maintain written procurement procedures which (1) avoid unnecessary purchases; (2) provide an analysis of lease and purchase alternatives; and (3) provide a process for soliciting goods and services?

Yes No Not Sure

22. Does your procurement system provide for the conduct to determine selection on a competitive basis and documentation of cost or price analysis for each procurement action?

Yes No Not Sure

23. Does your procurement system include provisions for checking the "Excluded Parties List" system for suspended or debarred sub-grantees and contractors, prior to award? Please visit www.sam.gov.

Yes No Not Sure

TRAVEL POLICY

24. Does your organization:

(a) maintain a standard travel policy?

Yes No

(b) adhere to the Federal Travel Regulation? (FTR)

Yes No

SUBRECIPIENT MANAGEMENT AND MONITORING

25. (For Pass-through entities only). Does your organization have controls in place to monitor activities of subrecipients, as necessary, to determine that Federal awards are used for authorized purposes in compliance with laws, regulations, and the provisions of the award and that performance goals are achieved (2 CFR200)?

Yes No Not Sure
 N/A (Your organization does not make subawards.)

STANDARDS FOR FINANCIAL MANAGEMENT SYSTEMS AND APPLICANT CERTIFICATION

I certify that the above information is complete and correct to the best of my knowledge. This document must be certified by the organization's Authorized Representative, Executive Director, Chief Financial Officer, Chairman of the Board of Directors, or similar position.

Name:

Kathleen Howard

Date:

4/17/17

Title:

Executive Director Chief Financial Officer Chairman
 Other _____


Phone:

(916) 341-6012

DISCLOSURE OF LOBBYING ACTIVITIES

Complete this form to disclose lobbying activities pursuant to 31 U.S.C. 1352
(See reverse for public burden disclosure.)

Approved by OMB
0348-0046

1. Type of Federal Action: <input type="checkbox"/> a. contract <input checked="" type="checkbox"/> b. grant <input type="checkbox"/> c. cooperative agreement <input type="checkbox"/> d. loan <input type="checkbox"/> e. loan guarantee <input type="checkbox"/> f. loan insurance	2. Status of Federal Action: <input type="checkbox"/> a. bid/offer/application <input type="checkbox"/> b. initial award <input type="checkbox"/> c. post-award	3. Report Type: <input type="checkbox"/> a. initial filing <input type="checkbox"/> b. material change For Material Change Only: year _____ quarter _____ date of last report _____
4. Name and Address of Reporting Entity: <input checked="" type="checkbox"/> Prime <input type="checkbox"/> Subawardee Tier _____, if known: Board of State & Community Corrections 2590 Venture Oaks Way, Suite 200 Sacramento, CA 95833-3200 Congressional District, if known:	5. If Reporting Entity in No. 4 is a Subawardee, Enter Name and Address of Prime: Congressional District, if known:	
6. Federal Department/Agency: Office of Justice Programs Office of Juvenile Justice & Delinquency Prevention	7. Federal Program Name/Description: Title II Formula Grants Program CFDA Number, if applicable: <u>16.540</u>	
8. Federal Action Number, if known: OJJDP-2017-10943	9. Award Amount, if known: \$	
10. a. Name and Address of Lobbying Registrant (if individual, last name, first name, MI): N/A	b. Individuals Performing Services (including address if different from No. 10a) (last name, first name, MI): N/A	
11. Information requested through this form is authorized by title 31 U.S.C. section 1352. This disclosure of lobbying activities is a material representation of fact upon which reliance was placed by the tier above when this transaction was made or entered into. This disclosure is required pursuant to 31 U.S.C. 1352. This information will be available for public inspection. Any person who fails to file the required disclosure shall be subject to a civil penalty of not less than \$10,000 and not more than \$100,000 for each such failure.	Signature: <u></u> Print Name: <u>Kathleen Howard</u> Title: <u>Executive Director</u> Telephone No.: <u>(916) 341-6012</u> Date: <u>4/17/17</u>	
Federal Use Only:		Authorized for Local Reproduction Standard Form LLL (Rev. 7-97)

INSTRUCTIONS FOR COMPLETION OF SF-LLL, DISCLOSURE OF LOBBYING ACTIVITIES

This disclosure form shall be completed by the reporting entity, whether subawardee or prime Federal recipient, at the initiation or receipt of a covered Federal action, or a material change to a previous filing, pursuant to title 31 U.S.C. section 1352. The filing of a form is required for each payment or agreement to make payment to any lobbying entity for influencing or attempting to influence an officer or employee of any agency, a Member of Congress, an officer or employee of Congress, or an employee of a Member of Congress in connection with a covered Federal action. Complete all items that apply for both the initial filing and material change report. Refer to the implementing guidance published by the Office of Management and Budget for additional information.

1. Identify the type of covered Federal action for which lobbying activity is and/or has been secured to influence the outcome of a covered Federal action.
2. Identify the status of the covered Federal action.
3. Identify the appropriate classification of this report. If this is a followup report caused by a material change to the information previously reported, enter the year and quarter in which the change occurred. Enter the date of the last previously submitted report by this reporting entity for this covered Federal action.
4. Enter the full name, address, city, State and zip code of the reporting entity. Include Congressional District, if known. Check the appropriate classification of the reporting entity that designates if it is, or expects to be, a prime or subaward recipient. Identify the tier of the subawardee, e.g., the first subawardee of the prime is the 1st tier. Subawards include but are not limited to subcontracts, subgrants and contract awards under grants.
5. If the organization filing the report in item 4 checks "Subawardee," then enter the full name, address, city, State and zip code of the prime Federal recipient. Include Congressional District, if known.
6. Enter the name of the Federal agency making the award or loan commitment. Include at least one organizational level below agency name, if known. For example, Department of Transportation, United States Coast Guard.
7. Enter the Federal program name or description for the covered Federal action (item 1). If known, enter the full Catalog of Federal Domestic Assistance (CFDA) number for grants, cooperative agreements, loans, and loan commitments.
8. Enter the most appropriate Federal identifying number available for the Federal action identified in item 1 (e.g., Request for Proposal (RFP) number; Invitation for Bid (IFB) number; grant announcement number; the contract, grant, or loan award number; the application/proposal control number assigned by the Federal agency). Include prefixes, e.g., "RFP-DE-90-001."
9. For a covered Federal action where there has been an award or loan commitment by the Federal agency, enter the Federal amount of the award/loan commitment for the prime entity identified in item 4 or 5.
10. (a) Enter the full name, address, city, State and zip code of the lobbying registrant under the Lobbying Disclosure Act of 1995 engaged by the reporting entity identified in item 4 to influence the covered Federal action.

(b) Enter the full names of the individual(s) performing services, and include full address if different from 10 (a). Enter Last Name, First Name, and Middle Initial (MI).
11. The certifying official shall sign and date the form, print his/her name, title, and telephone number.

According to the Paperwork Reduction Act, as amended, no persons are required to respond to a collection of information unless it displays a valid OMB Control Number. The valid OMB control number for this information collection is OMB No. 0348-0046. Public reporting burden for this collection of information is estimated to average 10 minutes per response, including time for reviewing instructions, searching existing data sources, gathering and maintaining the data needed, and completing and reviewing the collection of information. Send comments regarding the burden estimate or any other aspect of this collection of information, including suggestions for reducing this burden, to the Office of Management and Budget, Paperwork Reduction Project (0348-0046), Washington, DC 20503.